

2024 ACTION PLAN

Year Four

Kitsap County
Community Development Block Grant (CDBG)

Kitsap County/City of Bremerton
HOME Consortium

Kitsap County, WA

In Cooperation with the Cities of:
Bainbridge Island,
Port Orchard, Poulsbo,
City of Bremerton, HOME Consortium

(Lead Agency: Kitsap County)

for more info email: Bonnie Tufts, Kitsap County
Block Grant Manager at btufts@kitsap.gov

Table of Contents

Executive Summary.....	3
AP-05 Executive Summary - 91.200(c), 91.220(b)	3
PR-05 Lead & Responsible Agencies - 91.200(b)	6
AP-10 Consultation - 91.100, 91.200(b), 91.215(l)	8
AP-12 Participation - 91.401, 91.105, 91.200(c)	11
AP-15 Expected Resources - 91.420(b), 91.220(c)(1,2)	18
Annual Goals and Objectives	21
AP-20 Annual Goals and Objectives - 91.420, 91.220(c)(3)&(e)	21
AP-35 Projects - 91.420, 91.220(d)	24
AP-38 Project Summary ⁷	26
AP-50 Geographic Distribution - 91.420, 91.220(f)	37
Affordable Housing	38
AP-55 Affordable Housing - 91.420, 91.220(g)	38
AP-60 Public Housing - 91.420, 91.220(h)	39
AP-65 Homeless and Other Special Needs Activities - 91.420, 91.220(i)	40
AP-75 Barriers to affordable housing -91.420, 91.220(j)	43
AP-85 Other Actions - 91.420, 91.220(k)	44
Program Specific Requirements.....	46
AP-90 Program Specific Requirements - 91.420, 91.220(l)(1,2,4)	46
Attachments - Grantee Unique Appendices	49
APPENDIX 1: Kitsap County Recapture and Resale Policy for HOME Funded Projects	49
APPENDIX 2 - CDBG and HOME Grantee SF-424's and Certifications.....	51
APPENDIX 3 - Kitsap County Market Survey - 4/1/2023-3/31/2024.....	71
APPENDIX 4 - Proof of Publication.....	127

Executive Summary

AP-05 Executive Summary - 91.200(c), 91.220(b)

1. Introduction

The 2024 Action Plan includes projects awarded CDBG and HOME funds through Kitsap County's Coordinated Grant Application Process. These projects address the priorities and goals identified in the 2021-2025 Consolidated Plan. Funding recommendations are made by a citizen committee and approved by the Kitsap County Board of Commissioners and the Bremerton City Council for Bremerton's share of HOME funds.

CDBG public service funding is awarded for a two-year period. This Action Plan includes public service projects second year of funding. Projects in good standing will receive a renewal award this plan year.

Additional HOME funding is available due to program income received from loan portfolio payments and unspent funds from previously awarded projects. This increase is included in the allocation of HOME funds. Additional CDBG funding is also available due to unspent funds from previously awarded projects and included in the allocation of CDBG funds.

2. Summarize the objectives and outcomes identified in the Plan

This could be a restatement of items or a table listed elsewhere in the plan or a reference to another location. It may also contain any essential items from the housing and homeless needs assessment, the housing market analysis or the strategic plan.

Community Development Block Grant (CDBG) and Home Investment Partnership Program (HOME) funds will be used in 2024 to address the needs outlined in the Strategic Plan. HUD's objectives guiding the proposed activities are:

- *Provide decent affordable housing*
- *Create suitable living environments and*
- *Create economic opportunities.*

The specific activities are outlined and described in the "AP-35 Projects" section of this Action Plan.

HOUSING - Funds have been awarded for on-going homeowner program activities including the Housing Rehabilitation program and Weatherization and/or Minor Home Repair program. Also funded are construction of 22 new rental units, acquisition of 30 new rental units and rehabilitation of a 40 unit rental property serving seniors.

SERVICES - Funds have been awarded for programs that provide critical support services to meet basic needs and promote long-term self-sufficiency. These include programs serving children and youth and food assistance.

ECONOMIC DEVELOPMENT - Funds have been awarded to a micro-enterprise program which provides business training and on-going support services to assist low-income micro-enterprise business owners with skills to start or expand their business.

PUBLIC FACILITIES - Funds have been awarded to two projects, both projects include construction of new community service and food bank facilities on existing sites.

HOMELESS SERVICES - Homeless Services and Operations and Maintenance projects are funded through Kitsap County's Housing and Homelessness Program and Community Investment in Affordable Housing funds.

3. Evaluation of past performance

This is an evaluation of past performance that helped lead the grantee to choose its goals or projects.

Kitsap County and the City of Bremerton have continued to work collaboratively to use CDBG and HOME funds to target projects serving low-income individuals and families. Funding during the 2021-2025 Consolidated Plan period is prioritized for housing, public services, microenterprise assistance and public facilities and infrastructure. Housing affordability continues to be a significant issue in Kitsap County. For this reason, the Grant Recommendation Committee prioritized a significant portion of 2024 funds for affordable housing that benefitted those with incomes below 50% AMI, seniors, and those with special needs.

4. Summary of Citizen Participation Process and consultation process

Kitsap County published a legal ad for the 2024 Kitsap County CDBG/HOME/HOME-ARP Policy Plan in the Kitsap Sun newspaper and posted documents on the Coordinated Grant Application Website for a 15-day written comment period opening on May 23, 2023. A notice was sent to all subscribers via Kitsap County's electronic notification system (Gov Delivery). Written comments by mail or email were encouraged through June 7, 2023. The public was also encouraged to attend the public hearing to review and approve the 2024 CDBG/HOME Policy Plan held during the Kitsap County Board of County Commissioners' regularly scheduled meeting in the Commissioners Chambers on June 26, 2023.

A Grant Recommendation Committee (GRC) formed of citizens appointed by the elected officials of each city and the three commissioners for Kitsap County was convened for the purpose of reviewing grant applications submitted in response to the CDBG Notice of Funding Availability (NOFA) and HOME Request for Proposals (RFP). The GRC also conducted interviews with each applicant and formed funding recommendations which were included in the Draft 2024 Action Plan.

The Draft 2024 Action Plan and Funding Recommendations were posted to the county website and a Legal Ad was published on September 15, 2023 for the Draft 2024 Annual Action Plan and Funding Recommendations with a 30-day Written Public Comment Period open until October 16, 2023. Notice to the public regarding the written comment period and the public hearing were provided through a legal ad in the Kitsap Sun and through Kitsap County's electronic notification system (Gov Delivery). A public hearing is to be held on October 23, 2023 by the Board of County Commissioners (BOCC) to review and approve the funding recommendations. The City of Bremerton by separate action, will hold a public hearing at their Bremerton City Council meeting on October 25, 2023.

The Draft 2024 Action Plan is based on estimated CDBG and HOME funds but the public process includes contingencies for increases and decreases to the project awards based on final 2024 allocations from HUD, program income, and rollover funds. The final 2024 Annual Action Plan reflects those contingencies and final amounts based on 2024 allocation from HUD.

5. Summary of public comments

This could be a brief narrative summary or reference an attached document from the Citizen Participation section of the Con Plan.

No written comments were received. Four agencies provided oral comments at the public hearing. All comments were in support of the funding recommendations and the process.

6. Summary of comments or views not accepted and the reasons for not accepting them

All comments were accepted.

7. Summary

Kitsap County implemented the goals and priorities of the 2021-2025 Consolidated Plan through the annual grant award process. All funds will be used for projects that serve individuals and families below 80% AMI and are included in the 2024 Action Plan and submitted to HUD.

HOME funds were awarded to three rental housing projects for creation of new units. CDBG funds were awarded to six projects including two public facilities, two housing rehabilitation/weatherization programs, one rental housing rehabilitation project and one microenterprise program. All available funding was allocated.

PR-05 Lead & Responsible Agencies - 91.200(b)

1. Agency/entity responsible for preparing/administering the Consolidated Plan

The following are the agencies/entities responsible for preparing the Consolidated Plan and those responsible for administration of each grant program and funding source.

Agency Role	Name	Department/Agency
CDBG Administrator	KITSAP COUNTY	Dept. of Human Services, Block Grant Program
HOME Administrator	KITSAP COUNTY	Dept. of Human Services, Block Grant Program

Table 1 – Responsible Agencies

Narrative

Kitsap County is the lead entity for the Consolidated Plan. The City of Bremerton receives their own CDBG funds and prepares their own associated Action Plan. The Kitsap County Block Grant Program, as part of the Kitsap County Dept. of Human Services, is responsible for the administration of County CDBG and HOME funds. The Board of County Commissioners holds public hearings and provides policy direction. Kitsap County is the lead agency for HOME Consortium funds and provides contract administration.

The City of Bremerton administrates their CDBG funds through the City's Dept. of Community Development. The Bremerton City Council holds public hearings and provides policy direction for CDBG funds and the City's portion of HOME funds.

Consolidated Plan Public Contact Information

Kitsap County Contact:

Bonnie Tufts, Manager
Kitsap County Block Grant Program
345 6th Street, Suite 400
Bremerton, WA 98337

Phone: 360-552-8709

Email: btufts@kitsap.gov

City of Bremerton Contact:

Sarah Lynam, CDBG Administrator
345 6th Street, Suite 600
Bremerton, WA 98337-1873

Phone: 360-473-5375

Email: sarah.lynam@ci.bremerton.wa.us

AP-10 Consultation - 91.100, 91.200(b), 91.215(I)

1. Introduction

Kitsap County consulted with other government agencies, housing and service providers, advisory boards and the public in the development of the five-year Consolidated Plan including conducting a survey; review of published plans and studies; requests to specific agencies to gather additional data and two written public comment periods. Funding awarded annually and included in the Action Plan is coordinated with other county funding sources and City of Bremerton CDBG to maximize funding for the highest priority needs and avoid duplication.

Provide a concise summary of the jurisdiction's activities to enhance coordination between public and assisted housing providers and private and governmental health, mental health and service agencies (91.215(I)).

Kitsap County has coordination between housing providers and health, mental health and service agencies through on-going meetings and coordinated planning. All organizations serving Kitsap's lowest income residents participate in the Kitsap Housing and Homelessness Coalition (Continuum of Care). Through regular meetings information is shared and gaps in service are identified. Housing providers partner with those serving special needs populations to provide housing to our County's most vulnerable and work together to identify needs and develop new projects. The Housing Solutions Center (HSC) is Kitsap County's single point of entry for those who are homeless or on the verge of losing their housing. The goal of the HSC is to prevent homelessness when possible and move people as quickly as possible into shelter or permanent housing. Improved discharge planning and coordination has been identified as a high priority and work continues to develop respite beds for those who are homeless and discharged from systems of care.

Kitsap County continues to enhance coordination through implementation of the Coordinated Grant Application process. A single online application platform is used for CDBG, HOME, Affordable Housing Grant Program (AHGP), Homeless Housing Grant Program (HHGP), Community Investments in Affordable Housing (CIHA) and Mental Health, Chemical Dependency, Therapeutic Courts funds. Funding is prioritized through the Consolidated Plan for CDBG and HOME and the Kitsap Homeless Housing Plan for AHGP and HHGP funds. Through this process duplication of funding is minimized and high priority capital projects are provided an opportunity to maximize local funding. Kitsap County has coordination between housing providers and health, mental health and service agencies through on-going meetings and coordinated planning.

Describe coordination with the Continuum of Care and efforts to address the needs of homeless persons (particularly chronically homeless individuals and families, families with children, veterans, and unaccompanied youth) and persons at risk of homelessness.

Nearly all organizations serving Kitsap’s lowest income residents participate in the Kitsap Housing and Homelessness Coalition KHHC (Continuum of Care). The KHHC is an active and engaged coalition of member agencies serving the needs of the homeless and those living in poverty in Kitsap County. The KHHC meets monthly to discuss and share information on housing, prevention of homelessness, restoration of homeless individual families to stable living environments, and to promote community awareness of homelessness through education, legislative advocacy, mutual support and the sharing of resources. The KHHC members work closely with staff from the Housing and Homelessness division of Kitsap County Dept. of Human Services to address current homeless needs and implement solutions. Staff also leads the annual Point in Time Count, coordinates and compiles data for Kitsap County's HMIS and is responsible for the Homeless Housing Plan.

Describe consultation with the Continuum(s) of Care that serves the jurisdiction’s area in determining how to allocate ESG funds, develop performance standards for and evaluate outcomes of projects and activities assisted by ESG funds, and develop funding, policies and procedures for the operation and administration of HMIS

Kitsap County does not receive a direct allocation of ESG funds. Kitsap County is part of the Balance of State and receives ESG through the Balance of State process each year. Kitsap County has fully implemented the Homeless Management Information System (HMIS) including full data sharing. Agencies that receive funding through the Coordinated Grant Application process for homeless projects are required to report in HMIS.

2. Agencies, groups, organizations and others who participated in the process and consultations

Table 2 – Agencies, groups, organizations who participated

2	Agency/Group/Organization	KITSAP COUNTY
	Agency/Group/Organization Type	Other government - County Other government - Local
	What section of the Plan was addressed by Consultation?	Action Plan
	Briefly describe how the Agency/Group/Organization was consulted. What are the anticipated outcomes of the consultation or areas for improved coordination?	The Kitsap County Board of Commissioners and City of Port Orchard, Bremerton, Bainbridge Island and Poulsbo City Mayors appoint GRC members.

Identify any Agency Types not consulted and provide rationale for not consulting

N/A

Other local/regional/state/federal planning efforts considered when preparing the Plan

Name of Plan	Lead Organization	How do the goals of your Strategic Plan overlap with the goals of each plan?
Continuum of Care	State of Washington	In coordination with the Housing and Homelessness Program and the State of Washington Continuum of Care serving the Balance of State area (non-entitlement communities), the goals are addressed in the Homeless Housing Plan. Goals are consistent with the goals of the Continuum of Care.

Table 3 – Other local / regional / federal planning efforts

Narrative

The county, through the various planning efforts and groups, including the Coordinated Grant Recommendation Committee, other County grant programs, the Continuum of Care and meetings with affordable housing providers has implemented the Coordinated Grant Application process that results in the projects funded with CDBG and HOME included in this Action Plan.

AP-12 Participation - 91.401, 91.105, 91.200(c)

1. Summary of citizen participation process/Efforts made to broaden citizen participation Summarize citizen participation process and how it impacted goal-setting

All citizens are encouraged to participate in the development and review of the Action Plan. The Citizen Participation Plan details the ways citizens may be involved in the process. The County and City Block Grant Programs provide equal access and reasonable accommodations for citizens with disabilities upon request. An alternate format is also available for those requiring special accommodations or alternative formats of the document.

Annually Kitsap County holds two public comment periods and public hearings to take input from citizens and organizations on policies for the use of funds and projects selected and included in the Action Plan. Each year a Citizen Committee, appointed by elected officials from Kitsap County and each of its Cities, reviews and evaluates project applications and makes recommendations for funding.

A Grant Recommendation Committee (GRC) formed of citizens appointed by the elected officials of each city and the three commissioners for Kitsap County was convened for the purpose of reviewing grant applications submitted in response to the CDBG Notice of Funding Availability (NOFA) and HOME Request for Proposals (RFP). The GRC also conducted interviews with each applicant and formed funding recommendations which are included in the Draft 2024 Action Plan.

Citizen Participation Outreach

Sort Order	Mode of Outreach	Target of Outreach	Summary of response/attendance	Summary of comments received	Summary of comments not accepted and reasons	URL (If applicable)
1	Internet Outreach	Non-targeted/broad community	Kitsap County posts new documents, notification of written public comment periods and public hearings on its web pages. Electronic Notifications automatically alert those signed up to receive a notice of any change to the site.	N/A – for information purposes only	N/A – for information purposes only	www.kitsapgov.com/hs/Pages/CDBG--LANDING.aspx

Sort Order	Mode of Outreach	Target of Outreach	Summary of response/attendance	Summary of comments received	Summary of comments not accepted and reasons	URL (If applicable)
2	Public Hearing	Non-targeted/broad community	A Public Hearing and approval was held with the Kitsap Board of County Commissioners on June 26, 2023 to take public comment on the 2024 Kitsap County CDBG/HOME Policy Plan. The Hearing was held at the Kitsap County Administrative Building, Commissioners Chambers, 614 Division Street, Port Orchard, 5:30 pm, in person and available online via Zoom.	No comments were received.	No comments were received.	https://www.kitsapgov.com/hs/Pages/HH-Coordinated-Grant-Application-Process.aspx

Sort Order	Mode of Outreach	Target of Outreach	Summary of response/attendance	Summary of comments received	Summary of comments not accepted and reasons	URL (If applicable)
3	Public Hearing	Non-targeted/broad community	<p>A Public Hearing was held with the Kitsap Board of County Commissioners on October 23, 2023 to take public comment and approve the Draft Kitsap County 2024 Action Plan and funding recommendations. The hearing was held in person at the Kitsap County Administrative Building, Commissioners Chambers, 614 Division Street, Port Orchard, WA, 5:30 pm and also available online via Zoom.</p>	<p>Four agencies provided oral comments at the public hearing. All comments were in support of the funding recommendations and the process.</p>	<p>All comments were accepted.</p>	<p>https://www.kitsapgov.com/hs/Pages/HH-Coordinated-Grant-Application-Process.aspx</p>

Sort Order	Mode of Outreach	Target of Outreach	Summary of response/attendance	Summary of comments received	Summary of comments not accepted and reasons	URL (If applicable)
4	Newspaper Ad	Non-targeted/broad community	A Legal Ad was published in the Kitsap Sun on May 23, 2023 to announce a 15-day comment period for the 2024 Kitsap County Policy Plan. Information and Documents were posted to the Kitsap County Website and electronic notification was sent to all subscribers.	No comments were received.	No comments were received.	https://www.kitsapgov.com/hs/Pages/HH-Coordinated-Grant-Application-Process.aspx

Sort Order	Mode of Outreach	Target of Outreach	Summary of response/attendance	Summary of comments received	Summary of comments not accepted and reasons	URL (If applicable)
5	Newspaper Ad	Non-targeted/broad community	<p>A Legal Ad was published in the Kitsap Sun on September 15, 2023 opening a 30-day public comment period for the Draft 2024 Action Plan which includes the funding recommendations posted to the Kitsap Coordinated Grant Application and City of Bremerton Websites. Information and Documents were posted to the Kitsap County Website and electronic notification was sent to all subscribers.</p>	No written comments were received.	n/a	https://www.kitsapgov.com/hs/Pages/HH-Coordinated-Grant-Application-Process.aspx

Sort Order	Mode of Outreach	Target of Outreach	Summary of response/attendance	Summary of comments received	Summary of comments not accepted and reasons	URL (If applicable)
6	Newspaper Ad	Non-targeted/broad community	A Legal Ad was published in the Kitsap Sun to announce the public hearing with the Kitsap Board of County Commissioners on October 23, 2023 to take public comment on the Draft Kitsap County 2024 Action Plan and funding recommendations. Information and Documents were posted to the Kitsap County Website.	N/A	N/A	https://www.kitsapgov.com/hs/Pages/HH-Coordinated-Grant-Application-Process.aspx https://www.bremertonwa.gov/198/Federal-Grants---CDBG

Table 4 – Citizen Participation Outreach

AP-15 Expected Resources - 91.420(b), 91.220(c)(1,2)

Introduction

Kitsap County, as an Urban County, receives a direct allocation of Community Development Block Grant (CDBG) funds from HUD. Kitsap County and the City of Bremerton together form a consortium for HOME Investment Partnership (HOME) funds. The City of Bremerton receives a direct allocation of CDBG funds from HUD and is responsible for administration of their own funds. The amounts included in Table 4: Anticipated Resources is based on the FY 2024 formula allocations from HUD, program income received and prior year funds.

Program Income is generated from loans made with CDBG and HOME funds. All Program Income is returned to Kitsap County and is then re-allocated to projects and included in the annual Action Plan. The amount varies from year to year and is estimated for remaining years.

Anticipated Resources

Program	Source of Funds	Uses of Funds	Expected Amount Available Year 1				Expected Amount Available Remainder of ConPlan \$	Narrative Description
			Annual Allocation: \$	Program Income: \$	Prior Year Resources: \$	Total: \$		
CDBG	public - federal	Acquisition Admin and Planning Economic Development Housing Public Improvements Public Services	994,350	31,375.83	54,091.42	1,079,817.25	994,350	CDBG funds are based on allocation of CDBG funds plus Program Income and Prior Year Resources.
HOME	public - federal	Acquisition Homebuyer assistance Homeowner rehab Multifamily rental new construction Multifamily rental rehab New construction for ownership TBRA	652,637.18	266,984.05	606,402.07	1,526,023.30	652,637	HOME funds are based on allocation of HOME funds plus Program Income and Prior Year Resources.

Table 2 - Expected Resources – Priority Table

Explain how federal funds will leverage those additional resources (private, state and local funds), including a description of how matching requirements will be satisfied

Federal CDBG and HOME funds leverage private, state and local funds. For large capital projects CDBG and HOME funds are a small percentage of the overall budget but an important commitment of local funds that project sponsors use to demonstrate to other funders the local community support for the project. At the time of application, all applicants for CDBG or HOME funds must submit a Sources of Funding form to indicate what other funding is expected to be used for the project. This information is updated when a written agreement is executed. All Capital projects require a match, 5% for CDBG and 25% for HOME. Documentation of commitment for all other funding in the project is required before funds are committed and a written agreement is executed. For HOME a non-federal source of match is required and must be at least 25% of the project budget. Match can be other non-federal funds or any other eligible form of match such as the value of sweat equity. Kitsap County's value of match typically far exceeds our match liability. Match is recorded on the County Match Log and reported to HUD.

If appropriate, describe publicly owned land or property located within the jurisdiction that may be used to address the needs identified in the plan

Kitsap County does not have a program to identify and use county owned land to address needs in the Consolidated Plan.

Discussion

N/A

Annual Goals and Objectives

AP-20 Annual Goals and Objectives - 91.420, 91.220(c)(3)&(e)

Goals Summary Information

Sort Order	Goal Name	Start Year	End Year	Category	Geographic Area	Needs Addressed	Funding	Goal Outcome Indicator
1	Preserve and Increase Affordable Housing Kitsap Co	2024	2025	Affordable Housing		Affordable Housing - Kitsap County	CDBG: \$434,938.66 HOME: \$876,492.77	22 rental units created Kitsap County; 40 rental units rehabilitated; 31 homeowner units rehabilitated; 1 homebuyer assisted with down-payment assistance.
2	Provide Support Services	2021	2025	Non-Housing Community Development		Services - Kitsap County	CDBG: \$145,000	Public service activities other than Low/Moderate Income Housing Benefit: 8,276 Persons Assisted
3	Increase Economic Opportunities	2021	2025	Non-Housing Community Development		Economic Development - Kitsap County	CDBG: \$30,000	Businesses assisted: 24

Sort Order	Goal Name	Start Year	End Year	Category	Geographic Area	Needs Addressed	Funding	Goal Outcome Indicator
4	Provide essential public facilities/infrastructure	2021	2025	Non-Housing Community Development		Community and Neighborhood Improvement	CDBG: \$264,733.42	Public Facility or Infrastructure Activities other than Low/Moderate Income Housing Benefit: 8500 persons assisted
5	Preserve and Increase Affordable Housing City of B	2021	2025	Affordable Housing		City of Bremerton Affordable Housing	HOME: \$573,303	Acquisition of Rental units: 30

Table 3 – Goals Summary

Goal Descriptions

1	Goal Name	Preserve and Increase Affordable Housing Kitsap Co
	Goal Description	County CDBG and HOME funds will be used to create and preserve rental housing, rehabilitate both rental and homeowner housing and provide homebuyer assistance such as down-payment assistance.
2	Goal Name	Provide Support Services
	Goal Description	Kitsap County will continue to set-aside 15% of the annual CDBG allocation for public service programs. Funding will be prioritized for programs serving children and youth, special needs populations and food assistance.

3	Goal Name	Increase Economic Opportunities
	Goal Description	CDBG funds will be used to increase economic opportunities for low-income individuals. Funding will be targeted towards projects that provide microenterprise assistance.
4	Goal Name	Provide essential public facilities/infrastructure
	Goal Description	Kitsap County CDBG funds will be prioritized for high priority public facilities and infrastructure projects linked to affordable housing, provision of high priority public services, or located in HUD designated Low-Mod Areas.
5	Goal Name	Preserve and Increase Affordable Housing City of Bremerton
	Goal Description	Affordable housing is a high priority for the City of Bremerton. City HOME funds will be used to create and preserve rental housing and provide homebuyer assistance such as down-payment assistance.

AP-35 Projects - 91.420, 91.220(d)

Introduction

The 2024 Action Plan includes projects awarded funds through an annual application process. These projects address the priorities and goals prepared by Kitsap County and the City of Bremerton, Washington in order to implement our community's federal program funds from the U.S. Dept. of Housing and Urban Development (HUD). These funds are Community Development Block Grant (CDBG) and Home Investment Partnership Program (HOME). The Consolidated Plan period is from January 1, 2021 to December 31, 2025. This Action Plan is the fourth year under 2021-2025 Consolidated Plan. Kitsap County is designated as an Urban County and receives a direct allocation of CDBG funds. The City of Bremerton receives a direct CDBG allocation and works in partnership with the Kitsap County Consortium to administer HOME funds. The City of Bremerton receives its share of HOME funds based on a percentage of allocation determined by HUD. The Strategic Plan is part of the Consolidated Plan and outlines the priorities and goals which guide the allocation of funds over the five year period. New activities selected for funding in the 2024 Action Plan were determined through our Coordinated Grant Application Process (CGAP). Funding recommendations are made by a citizen committee and approved by the Kitsap County Board of Commissioners and the Bremerton City Council for Bremerton's share of HOME funds.

#	Project Name
1	CDBG ADMIN 2024
2	HOME ADMIN 2024
3	Housing Kitsap DPA Loan Program Administration 2024
4	Boys & Girls Clubs of South Puget Sound - South Kitsap Club
5	Bremerton Foodline - Food Bank Operations
6	Helpline House BI - Food Bank Operations
7	South Kitsap Helpline - Food Bank Operations
8	YMCA - Child Care Scholarships
9	Kitsap Community Resources (KCR) - BE\$T Micro-Enterprise Program
10	Helpline House BI – Neighbor Helping Neighbor Capital Campaign
11	Housing Kitsap - Home Rehabilitation Program 2024
12	Kitsap Community Resources (KCR) - Weatherization and Minor Home Repair
13	South Kitsap Helpline – Phase 1 New Food Bank Facility
14	Housing Kitsap – Madrona Manor Roof Replacement
15	Housing Kitsap – Southern Cross Affordable Housing
16	Housing Resources Bainbridge – Ericksen Affordable Housing
17	Bremerton Housing Authority – Evergreen Bright Start Property

Table 4 – Project Information

Describe the reasons for allocation priorities and any obstacles to addressing underserved needs

In 2024 funds were allocated according to the priorities outlined in the Consolidated Plan. Within these priorities, the second year of a two-year award of Public Service funds was made to organizations providing services that help the most vulnerable populations, including extremely low-income households, elderly, children and the disabled. Capital funds were awarded to housing projects serving low-income households, two public facilities and one project assisting micro-enterprise businesses.

The primary obstacle to addressing underserved need in the community is lack of funding and constrained capacity to develop more affordable housing. Most programs and projects submitted in the annual application cycle are not able to be fully funded with CDBG and HOME funds. Rapidly rising costs associated with the acquisition or development of housing has limited the ability of housing providers to bring on new units or assist low-income homebuyers in purchasing homes. The high cost of materials, labor and land means longer timelines to put together financing and increased risk. The county now has additional local funding to assist with these obstacles through a 1/10 of 1% affordable housing tax, called Community Investments in Affordable Housing. These funds were included in the 2024 application cycle.

AP-38 Project Summary7

Project Summary Information

1	Project Name	CDBG ADMIN 2024
	Funding	CDBG: \$205,145.17
	Description	CDBG Grant administration is the general management and coordination of the CDBG/HOME programs, including federal regulation compliance, annual monitoring, citizen participation and development of other sources of funding for community development. Admin. includes \$198,870 from CDBG entitlement plus \$6,275.17 from Program Income.
	Target Date	12/31/2024
2	Project Name	HOME ADMIN 2024
	Funding	HOME: \$65,227.53
	Description	HOME Grant administration is the general management and coordination of the CDBG/HOME programs, including federal regulation compliance, annual monitoring, citizen participation and development of other sources of funding for community development. Admin. Includes 10% of HOME Entitlement plus \$8,963.81 from program income.
	Target Date	12/31/2028
3	Project Name	Housing Kitsap DPA Loan Program Administration 2024
	Funding	HOME: \$9,000
	Description	2024 HOME Program Administration (PA) costs will be used for the administration of the Housing Kitsap Downpayment Assistance HOME Program loan portfolio including ongoing compliance with HOME affordability requirements and loan repayments.
	Target Date	12/31/2028
4	Project Name	Boys & Girls Clubs of South Puget Sound - South Kitsap Club
	Goals Supported	Provide Support Services
	Needs Addressed	Services - Kitsap County
	Funding	CDBG: \$25,000

	Description	Funds will be used to support program operations at the South Kitsap Club. Operations include the wages and benefits of staff who deliver high-quality after school and summer programming for youth ages 11-13 at Cedar Heights Middle School. The majority of families served are at or below 80% Area Median Income.
	Target Date	12/31/2024
	Estimate the number and type of families that will benefit from the proposed activities	45 individuals - youth ages 11-13
	Location Description	Cedar Heights Middle School in South Kitsap School District.
	Planned Activities	After School Program activities help youth grow to be productive, caring, and responsible citizens. They are also responsible for planning, promoting, and evaluating Club programs. They ensure safety of youth and are responsible for cultivating relationships with school staff.
5	Project Name	Bremerton Foodline - Food Bank Operations
	Goals Supported	Provide Support Services
	Needs Addressed	Services - Kitsap County
	Funding	CDBG: \$30,000
	Description	Funds will be used for a portion of staff salary costs for foodbank operations at the Bremerton Foodline which provides emergency food assistance to those in need in the Bremerton School District boundary. Most clients served are at or below 30% Area Median Income. This funding supports Kitsap County clients outside the Bremerton City Limits.
	Target Date	12/31/2024
	Estimate the number and type of families that will benefit from the proposed activities	1000 individuals
	Location Description	Kitsap County clients outside the Bremerton City Limits.
	Planned Activities	Staffing for foodbank operations and emergency food assistance.
	Project Name	Helpline House BI - Food Bank Operations

6	Goals Supported	Provide Support Services
	Needs Addressed	Services - Kitsap County
	Funding	CDBG: \$30,000
	Description	Funds will be used for a portion of the Food Bank Manager's salary for foodbank operations at Helpline House which provides nutritious food, available free of cost, to members of the Bainbridge Island community. In addition to providing food, clients can be referred to the Helpline House social work team to assist with other services. The majority of clients served are between 31% and 50% Area Median Income.
	Target Date	12/31/2024
	Estimate the number and type of families that will benefit from the proposed activities	1200 individuals
	Location Description	Bainbridge Island
	Planned Activities	Staff Manager providing foodbank operations and referrals to social work team to assist with other services if necessary. Clients are 31% to 50% Area Median Income.
7	Project Name	South Kitsap Helpline - Food Bank Operations
	Goals Supported	Provide Support Services
	Needs Addressed	Services - Kitsap County
	Funding	CDBG: \$30,000
	Description	Funds requested will be used for a portion of the food bank Executive Director's salary to maintain and operate food bank services for low-income individuals residing or working in South Kitsap. The Executive Director and staff are directly involved in the daily operations of the food bank administration, inventory management, food distribution and deliveries.
	Estimate the number and type of families that will benefit from the proposed activities	6000 individuals
	Location Description	South Kitsap

	Planned Activities	Staff to maintain and operate food bank operations for low-income individuals residing or working in South Kitsap
8	Project Name	YMCA - Child Care Scholarships
	Goals Supported	Provide Support Services
	Needs Addressed	Services - Kitsap County
	Funding	CDBG: \$30,000
	Description	Funds will be used to provide scholarships to enable children, ages 5 - 12, from low-income families to attend the YMCA's before and after school childcare program at school locations in Central Kitsap and South Kitsap School Districts. The program nurtures the development of children by providing a safe place to learn foundational skills, develop healthy and trusting relationships, and build self-reliance. Majority of clients served are below 50% Area Median Income.
	Target Date	12/31/2024
	Estimate the number and type of families that will benefit from the proposed activities	31 youth ages 5-12
	Location Description	Central Kitsap and South Kitsap School Districts
	Planned Activities	Provides a safe place to learn foundational skills, develop healthy and trusting relationships and build self-reliance.
9	Project Name	Kitsap Community Resources (KCR) - BE\$T Micro-Enterprise Program
	Goals Supported	Increase Economic Opportunities
	Needs Addressed	Economic Development - Kitsap County
	Funding	CDBG: \$30,000
	Description	CDBG Funds will be used for staff, program costs, and client direct client support costs of the Business, Education, Support & Training (BE\$T) Program which increases economic opportunities for low-income individuals who want to start or expand their own micro-enterprise business by providing entrepreneurial training, technical assistance, and job creation through 8-week training classes offered once per quarter. A micro-enterprise business is a business with five or fewer employees, including the owner.

	Target Date	12/31/2024
	Estimate the number and type of families that will benefit from the proposed activities	24 businesses assisted
	Location Description	Kitsap County
	Planned Activities	Staff, program costs, and direct client support costs of the Business, Education, Support & Training (BEST) Program to increase economic opportunities for low-income individuals starting or expanding their own micro-enterprise business.
10	Project Name	Helpline House BI – New Foodbank Facility
	Goals Supported	Provide essential public facilities/infrastructure
	Needs Addressed	Community and Neighborhood Improvement
	Funding	CDBG: \$50,000
	Description	Funds will be used for predevelopment costs including design and engineering to support the construction of a 12,000 square foot community resource center and food bank on the existing site.
	Target Date	12/31/2024
	Estimate the number and type of families that will benefit from the proposed activities	1 Public Facility – 2500 unduplicated individuals annually
	Location Description	Bainbridge Island
	Planned Activities	The new center will address current limitations with the existing facility and greatly expand the agency’s capacity to provide social service programming and food that more holistically addresses growing needs in the community.
11	Project Name	Housing Kitsap - Home Rehabilitation Program 2024
	Goals Supported	Preserve and Increase Affordable Housing Kitsap Co
	Needs Addressed	Affordable Housing - Kitsap County

	Funding	CDBG: \$204,938.66
	Description	CDBG Funding will be used for personnel, administration, and construction costs associated with the home rehabilitation program which provides 20-year deferred loans or grants to very-low and extremely low-income homeowners for repairs to address health, safety, and accessibility issues. Housing Kitsap staff performs the home inspections, creates a scope of work, assists homeowners with contractor selection, monitors the progress and signs off project completion and contractor payments.
	Target Date	12/31/2024
	Estimate the number and type of families that will benefit from the proposed activities	10 Households
	Location Description	Kitsap County outside City of Bremerton Limits
	Planned Activities	Provides 20-year deferred loans or grants to very-low and extremely low income homeowners for repairs to address health, safety, and accessibility issues.
12	Project Name	Kitsap Community Resources (KCR) - Weatherization and Minor Home Repair
	Goals Supported	Preserve and Increase Affordable Housing Kitsap Co
	Needs Addressed	Affordable Housing - Kitsap County
	Funding	CDBG: \$130,000
	Description	CDBG Funds will be used to for contractor labor and materials, program staff wages & benefits, and related support costs for the Weatherization Program. The Program works with pre-approved Kitsap County contractors to perform weatherization measures and minor home repair for homeowner and rental households resulting in 30% reduction in energy usage. The program serves households below 50% Area Median Income with priority given to those with high energy cost burdens, seniors, disabled persons, and families with children under 19 years of age, throughout Kitsap County.
	Target Date	3/31/2025

	Estimate the number and type of families that will benefit from the proposed activities	21 Households Housing Unit
	Location Description	Kitsap County outside of City of Bremerton Limits
	Planned Activities	Weatherization measures and minor home repair for homeowner and rental households resulting in 30% reduction in energy usage.
13	Project Name	South Kitsap Helpline – New Foodbank Facility
	Goals Supported	Provide Essential Public Facilities/Infrastructure
	Needs Addressed	Community and Neighborhood Improvement
	Funding	CDBG: \$214,733.42
	Description	Funds will be used to cover the costs of constructing a new building for the food bank at their existing location. This includes obtaining the services of a general contractor for the predevelopment steps in the construction project, including architectural design, permitting, engineering, demolition of existing facility, paving over the new parking area, utility set up, etc.
	Target Date	12/31/2024
	Estimate the number and type of families that will benefit from the proposed activities	1 Public Facility – 6000 individuals annually
	Location Description	South Kitsap
	Planned Activities	The new facility will serve all of South Kitsap County and allow the agency to expand outreach to address the nutritional and deeper stability needs of people who are unhoused, experiencing poverty and facing emergency situations.
14	Project Name	Housing Kitsap – Madrona Manor Roof Replacement
	Goals Supported	Preserve and Increase Affordable Housing Kitsap Co
	Needs Addressed	Affordable Housing - Kitsap County
	Funding	CDBG: \$100,000

	Description	Funds will be used to pay for construction costs associated with the removal and replacement of the roof including labor, materials and permits, at Madrona Senior Housing. The property is a 2-story, 40-unit affordable rental housing complex.
	Target Date	12/31/2024
	Estimate the number and type of families that will benefit from the proposed activities	40 rental units
	Location Description	Port Orchard
	Planned Activities	Serving seniors with incomes at or below 45% Area Median income.
15	Project Name	Housing Kitsap – Southern Cross Affordable Housing
	Goals Supported	Preserve and Increase Affordable Housing Kitsap Co
	Needs Addressed	Affordable Housing - Kitsap County
	Funding	HOME: \$400,000
	Description	Funds will be used to pay for construction costs of 4 units of rental housing with Section 8 Project Based Vouchers and will serve households with incomes between 30% - 50% of Area Median Income. The housing will include 2 single-family units with attached ADU's (located in daylight basement). The main house has 3 bedrooms with a 2-bedroom ADU. The units have separate garages and entrances with no shared space.
	Target Date	12/31/2029
	Estimate the number and type of families that will benefit from the proposed activities	4 units new rental construction
	Location Description	Kitsap County
	Planned Activities	Construction costs of 4 units of rental housing with Section 8 Project Based Vouchers and will serve households with incomes between 30% - 50% of Area Median Income.
16	Project Name	Housing Resources Bainbridge – Ericksen Affordable Housing
	Goals Supported	Preserve and Increase Affordable Housing Kitsap Co
	Needs Addressed	Affordable Housing - Kitsap County

	Funding	HOME; HOME CHDO: \$441,744
	Description	HOME Entitlement and HOME CHDO funds will be used for architect, engineering, and construction costs for the development Ericksen Apartments, an 18-unit affordable rental housing community on Bainbridge Island. The apartments will be one and two bedrooms targeted to elderly, veterans, domestic violence survivors, and family household, prioritizing those at risk of homelessness. The units will serve those with income at or below 50% Area Median Income and there will be seven project-based Section 8 vouchers prioritized for very low-income households (30% AMI). HRB will also partner with Helpline House to provide supportive services to the residents.
	Target Date	12/31/2029
	Estimate the number and type of families that will benefit from the proposed activities	18 rental units
	Location Description	Bainbridge Island
	Planned Activities	To provide rental housing under the HOME program for low-income households at or below 50% Area Median Income including Section 8 vouchers prioritized for very low-income households (30% AMI).
17	Project Name	Bremerton Housing Authority – Evergreen Bright Start Property
	Goals Supported	Preserve and Increase Affordable Housing Kitsap Co
	Needs Addressed	Affordable Housing - Kitsap County
	Funding	City of Bremerton HOME: \$575,303
	Description	City of Bremerton HOME funds will be used for the acquisition of a new 30-unit apartment complex which will include 24 affordable units with wrap around services for vulnerable young adults ages 18 – 24, at or below 30% AMI, with behavioral health disabilities, homeless or at risk of homelessness including families with children, unaccompanied homeless young adults, or domestic violence young adult survivors. Two units will be maintained for live-in managers and four will be for office and service spaces. Rental Assistance and Section 8 Project Based Vouchers will be used to keep the rents affordable, and BHA will partner with other community organizations for the wrap around services.

	Target Date	12/31/2030
	Estimate the number and type of families that will benefit from the proposed activities	30 rental units
	Location Description	City of Bremerton
	Planned Activities	To provide rental housing with services for vulnerable young adults ages 18 – 24, at or below 30% AMI, with behavioral health disabilities, homeless or at risk of homelessness including families with children, unaccompanied homeless young adults, or domestic violence young adult survivors.
	Project Name	Community Frameworks – Kitsap Homeownership Program
	Goals Supported	Preserve and Increase Affordable Housing Kitsap Co
	Needs Addressed	Affordable Housing - Kitsap County
	Funding	Kitsap County HOME: \$34,748.77
	Description	Program Income from 2023 of \$34,748.77 will be used for Down Payment Assistance (DPA) and administrative costs of the Kitsap County Homeownership program. The program will pair HOME funds with internal and lender-partner funds to provide up to 20% DPA and closing cost assistance to program-qualified, mortgage-ready homebuyers at or below 80% Area Median Income purchasing an eligible home outside the Bremerton city limits in Kitsap County. Homebuyer education and individual Pre-Purchase Counseling is required for all participants.
	Target Date	
	Estimate the number and type of families that will benefit from the proposed activities	1 Homebuyer
	Location Description	Kitsap County (outside City of Bremerton Limits)

	Planned Activities	The program will pair HOME funds with internal and lender-partner funds to provide up to 20% DPA and closing cost assistance to program-qualified, mortgage-ready homebuyers.
--	---------------------------	---

AP-50 Geographic Distribution - 91.420, 91.220(f)

Description of the geographic areas of the entitlement (including areas of low-income and minority concentration) where assistance will be directed

Kitsap County allocates funding on a competitive basis to eligible organizations who carry out programs and projects in all areas of the County. Kitsap County (excluding the City of Bremerton) does not have areas of low-income and minority concentration. All of Kitsap County's allocation of CDBG funds will be directed to projects serving low-income populations county-wide, outside the City of Bremerton.

County HOME funds are allocated to housing projects serving low-income households, with households at or below 50% AMI and special populations the priority.

Geographic Distribution

Target Area	Percentage of Funds

Table 5 - Geographic Distribution

Rationale for the priorities for allocating investments geographically

The county does not distribute funds specifically on a geographic basis. CDBG projects funded through the Coordinated Grant Application Process serve individuals and households county-wide. HOME funding is also distributed through the Coordinated Grant Application Process with County HOME funds prioritized for rental and homeowner projects outside the City of Bremerton and City HOME funds prioritized for projects in the City.

Discussion

n/a

Affordable Housing

AP-55 Affordable Housing - 91.420, 91.220(g)

Introduction

Funding affordable housing projects is a high priority for CDBG and HOME funds. Action Plan projects include down payment assistance to homebuyers, new construction of rental housing, rehabilitation of rental housing and rehabilitation and weatherization/minor home repair of homeowner housing.

One Year Goals for the Number of Households to be Supported	
Homeless	7
Non-Homeless	47
Special-Needs	70
Total	124

Table 6 - One Year Goals for Affordable Housing by Support Requirement

One Year Goals for the Number of Households Supported Through	
Rental Assistance	0
The Production of New Units	22
Rehab of Existing Units	71
Acquisition of Existing Units	31
Total	124

Table 7 - One Year Goals for Affordable Housing by Support Type

Discussion

n/a

AP-60 Public Housing - 91.420, 91.220(h)

Introduction

The two public housing authorities in Kitsap County, Bremerton Housing Authority and Kitsap County Consolidated Housing Authority dba Housing Kitsap, own and operate a number of public housing units. Bremerton Housing Authority has 206 public housing units and 1,856 Housing Choice Vouchers. Housing Kitsap has 206 public housing units and 403 Housing Choice Vouchers

Actions planned during the next year to address the needs to public housing

CDBG and HOME funds will not be used for public housing. Both Housing Kitsap and the Bremerton Housing Authority continue to invest in current properties to complete maintenance and upgrades to ensure properties are safe and sustainable into the future.

Actions to encourage public housing residents to become more involved in management and participate in homeownership

Both Housing Kitsap and the Bremerton Housing Authority have activities to increase resident involvement and address the economic and social needs of public housing residents.

If the PHA is designated as troubled, describe the manner in which financial assistance will be provided or other assistance

Housing Kitsap is longer designated as troubled. The agency received funding from CDBG for their Housing Rehabilitation program and for the rehabilitation of an existing senior housing complex.

Discussion

n/a

AP-65 Homeless and Other Special Needs Activities - 91.420, 91.220(i)

Introduction

Targeted funding to address homelessness in Kitsap County comes from the Homeless Housing Grant Program, the Consolidated Homeless Grant Program, and the Affordable Housing Grant Program and participation in the Coordinated Grant Application process to address the needs of homeless populations.

The Kitsap Homeless Crisis Response and Housing Plan will guide the allocation of resources. Kitsap County also receives McKinney Vento grant funds annually through the Continuum of Care Balance of State. All projects related to providing services and temporary housing for homeless populations will be funded from these sources in Kitsap County.

The 2024 Action Plan contains two housing projects with units targeted towards homeless individuals or those who are at risk of homelessness. Housing Resources Bainbridge received HOME funds for the new construction of 18 units of deeply affordable rental housing. Bremerton Housing Authority received HOME funds for the acquisition of 30 units of newly built rental housing for young adults ages 18-24 who are exiting foster care or facing homelessness.

Describe the jurisdictions one-year goals and actions for reducing and ending homelessness including

Reaching out to homeless persons (especially unsheltered persons) and assessing their individual needs

The Consolidated Plan does not have goals for reducing and ending homelessness. The goals and actions are contained in the Kitsap Homeless Crisis Response and Housing Plan. This plan, updated in 2019, includes an Action Plan with specific goals, strategies, performance indicators and timelines for addressing homelessness. These goals go beyond a one-year time period and are: (1) Make homelessness rare; (2) Make homelessness brief; (3) Make homelessness one-time; (4) Continuously improve the homeless crisis response system; and (5) Expand community engagement. Projects to meet these goals are funded through the Coordinated Grant Application process each year. In addition, member agencies of the Continuum of Care (Kitsap Housing and Homelessness Coalition) work towards these goals. The annual Point in Time Count, Homeless Management Information System, and County data is used to measure progress towards meeting these goals. Outreach to homeless persons includes referrals to the coordinated entry program, the Housing Solutions Center, which provides intake, assessment and referrals to emergency housing and support services. Each year, in conjunction with the annual Point in Time Count survey, the Kitsap Housing and Homelessness Coalition sponsors a Project Connect event with vendors providing services and information to over 500 low-income and homeless guests. Services provided include hygiene kits, haircuts, diapers, vision screenings, pet vaccinations, medical exams, immunizations, and a hot meal. Housing resources are also offered, both directly and through connections with the coordinated entry program. Project Connect has expanded to provide

service fairs in two other parts of the County - North Kitsap and South Kitsap - so that more residents could access these services.

Addressing the emergency shelter and transitional housing needs of homeless persons

Kitsap's coordinated entry program, the Housing Solutions Center, includes a community-wide emergency housing waiting list for shelter and transitional housing. Kitsap County's homeless housing inventory includes residential emergency shelter beds (up to 90 days) – comprised of shelters for women with children, shelters for families, one shelter for men, a shelter for survivors of domestic violence. There are an additional 6 shelter beds dedicated for unaccompanied young adults. These shelter programs also offer referrals to other community services.

Transitional housing units provide housing for up to two years for families who need case management and supports to regain self-sufficiency. Rapid rehousing programs serve as many households as possible within program and funding constraints and the shortage of affordable housing units.

Helping homeless persons (especially chronically homeless individuals and families, families with children, veterans and their families, and unaccompanied youth) make the transition to permanent housing and independent living, including shortening the period of time that individuals and families experience homelessness, facilitating access for homeless individuals and families to affordable housing units, and preventing individuals and families who were recently homeless from becoming homeless again

Priority will be given to making shelter stays as short as possible and utilizing rapid rehousing programs whenever possible, as funding permits. Housing case management and early connections with employment, education, and skill-building services assist households to increase self-sufficiency and avoid future homelessness. Kitsap providers strive to reduce the number of households that return to homelessness after graduating to permanent housing. Several programs work with homeless clients to get them into permanent housing as soon as possible. Housing Kitsap's Housing Stabilization Program facilitates homeless households' access to housing authority units with housing subsidies and case management. Kitsap Community Resources' Rapid Rehousing Program provides short-term graduated subsidies and housing case management for homeless families. Bremerton Housing Authority programs provide Housing Choice Vouchers for households successfully transitioning to permanent housing.

Helping low-income individuals and families avoid becoming homeless, especially extremely low-income individuals and families and those who are: being discharged from publicly funded institutions and systems of care (such as health care facilities, mental health facilities, foster care and other youth facilities, and corrections programs and institutions); or, receiving assistance from public or private agencies that address housing, health, social services, employment, education, or youth needs.

Existing prevention programs will provide short-term rental assistance for eviction prevention, as well as first/last/deposit funding for households with sufficient income to maintain housing after these supports. Kitsap Mental Health will continue its program working with jail inmates with mental health issues prior to discharge to coordinate their housing upon exit. West Sound Treatment Center will continue to offer a program to work with people with substance abuse disorders who are exiting jails to successfully transition to housing programs. Olive Crest provides independent living case management for foster kids who are aging out of the system to improve housing stability outcomes. This program has supported former-foster youth to maintain independent housing, support with life-skills training. Coffee Oasis provides housing case management, employment training and placement and housing supports for youth coming out of foster care, juvenile justice programs and mental health programs. The Bremerton Housing Authority is acquiring 30 units of newly built rental housing for young adults ages 18-24 who are exiting foster care or facing homelessness. Residents will be provided services to ensure housing stability.

Discussion

n/a

AP-75 Barriers to affordable housing -91.420, 91.220(j)

Introduction

Kitsap County and the City of Bremerton, like all jurisdictions in Washington State, have land use policies implementing the Growth Management Act. Generally, these policies drive new development towards designated urban growth areas that can support higher densities and better infrastructure such as sewers, public water supply, storm-water controls, more efficient transportation systems and public parks. Kitsap County and its cities engage in ongoing efforts to advance policy for increasing the supply of affordable housing. Effort has been made to coordinate planning activities among jurisdictions, streamline the permit process and include incentives for affordable housing development.

Actions it planned to remove or ameliorate the negative effects of public policies that serve as barriers to affordable housing such as land use controls, tax policies affecting land, zoning ordinances, building codes, fees and charges, growth limitations, and policies affecting the return on residential investment

Through the planning process for the Kitsap County Comprehensive Plan update, goals and strategies have been identified to address barriers to affordable housing and included in the Housing Element. County staff, along with local housing providers and developers, will continue to work together to identify and implement policies that encourage and increase the production of affordable housing.

Discussion

n/a

AP-85 Other Actions - 91.420, 91.220(k)

Introduction

There is a significant and growing need for affordable housing, and agencies, including CHDOs, struggle to have the capacity to successfully develop new units in Kitsap County. A challenging environment exists for obtaining financing for the construction of new affordable rental units, as well as preservation of existing subsidized properties, and has resulted in a growing need in the rental housing market. The County will continue to explore new and innovative ways to increase affordable housing and expand economic opportunities for low-income individuals and families.

Actions planned to address obstacles to meeting underserved needs

Kitsap County has a wide variety of non-profit and government agencies working together to address our community's underserved needs. Presently there is a great need for affordable rental housing, particularly for households with incomes at or below 50% area median income and for those with special needs. The 2024 Action Plan includes projects to preserve existing rental and homeowner housing and build new units of affordable rental housing.

Kitsap County has made affordable housing a high priority for CDBG and HOME funds. The Kitsap Homeless Housing Plan contains strategies to address housing barriers experienced by people experiencing homelessness. Kitsap County has also implemented the Housing Solutions Center to provide people experiencing housing problems a single point of contact for information and referral. Through the projects funded, Kitsap County will continue to foster and maintain affordable housing throughout the county.

Actions planned to foster and maintain affordable housing

Kitsap County has made affordable housing a high priority for CDBG and HOME funds. The Action Plan contains two programs aimed at preserving housing for low-income homeowners through rehabilitation and weatherization. These programs provide health, safety and energy improvements to homes occupied by seniors, disabled individuals and families. The goal is to preserve housing to prevent homelessness while improving living conditions and lowering energy bills. This Action Plan also includes funding for a new roof for a low-income senior rental housing property.

Actions planned to reduce lead-based paint hazards

Housing units assisted with CDBG and HOME funds are evaluated for potential lead hazard. Programs providing rehabilitation or weatherization services have staff trained in lead hazard evaluation and lead safe work practices. All housing built before 1978 and assisted with CDBG or HOME are required to follow lead safe work practices when rehabilitation work is being done.

Actions planned to reduce the number of poverty-level families

Kitsap County will continue to target grant funds towards projects that serve the lowest income households including awarding funds for childcare and after school programs serving low-income families and food banks.

Actions planned to develop institutional structure

Kitsap County has a well-developed institutional structure to provide service delivery and provide funding for capital projects. The County has continued to look for ways to improve its processes for grant management and efficient contracting with its partners in the community. Through a coordinated application process each year CDBG and HOME funds along with Homeless Housing Grant funds and Affordable Housing Grant funds are awarded. These funding sources are administered by the County and staff is housed in the Dept. of Human Services. The City of Bremerton's HOME funds are also allocated through the Coordinated Grant Application process. The City of Bremerton uses a separate NOFA to allocate its CDBG funds.

Actions planned to enhance coordination between public and private housing and social service agencies

Many housing and social service agencies are members of the Kitsap Housing and Homelessness Coalition. Member organizations meet monthly to share information and coordinate efforts to serve the most vulnerable populations. The County Block Grant Program and Housing and Homeless Program have on-going conversations with housing agencies in the County to understand the challenges associated with housing and what plans they have for developing new projects.

Discussion

n/a

Program Specific Requirements

AP-90 Program Specific Requirements - 91.420, 91.220(I)(1,2,4)

Introduction

100% of CDBG funds will be used for activities that benefit low- and moderate-income persons. 15% of Kitsap County’s CDBG funds are allocated to Public Service projects. The remaining CDBG funds are used for Capital housing projects and economic development projects.

Community Development Block Grant Program (CDBG) Reference 24 CFR 91.220(I)(1)

Projects planned with all CDBG funds expected to be available during the year are identified in the Projects Table. The following identifies program income that is available for use that is included in projects to be carried out.

1. The total amount of program income that will have been received before the start of the next program year and that has not yet been reprogrammed	0
2. The amount of proceeds from section 108 loan guarantees that will be used during the year to address the priority needs and specific objectives identified in the grantee's strategic plan.	0
3. The amount of surplus funds from urban renewal settlements	0
4. The amount of any grant funds returned to the line of credit for which the planned use has not been included in a prior statement or plan	0
5. The amount of income from float-funded activities	0
Total Program Income:	0

Other CDBG Requirements

1. The amount of urgent need activities	0
2. The estimated percentage of CDBG funds that will be used for activities that benefit persons of low and moderate income. Overall Benefit - A consecutive period of one, two or three years may be used to determine that a minimum overall benefit of 70% of CDBG funds is used to benefit persons of low and moderate income. Specify the years covered that include this Annual Action Plan.	100.00%

**HOME Investment Partnership Program (HOME)
Reference 24 CFR 91.220(l)(2)**

- 1. A description of other forms of investment being used beyond those identified in Section 92.205 is as follows:**

N/A

- 2. A description of the guidelines that will be used for resale or recapture of HOME funds when used for homebuyer activities as required in 92.254, is as follows:**

HOME assisted homebuyers assisted through downpayment assistance programs are subject to Recapture provisions. Kitsap County's Recapture and Resale provisions are included in the Appendix 1 of the 2021-2025 Consolidated Plan (Kitsap County Recapture and Resale Policy for HOME Funded Projects).

- 3. A description of the guidelines for resale or recapture that ensures the affordability of units acquired with HOME funds. See 24 CFR 92.254(a)(4) are as follows:**

If a program or project does not meet its affordability requirements through change in ownership, change in use, or other failure to adhere to contractual obligations, Resale or Recapture provisions are triggered in order to continue the HOME investment to its intended recipient. Either Resale or Recapture provisions are set forth in each project/ program's contract as well as in each HOME written agreement executed with the homebuyer. Homeownership projects funded with HOME are subject to the following period of affordability which is included in the HOME written agreement for each homeowner:

Period of Affordability for HOME assistance provided per housing unit or rental project :

Under \$15,000 Period of Affordability = 5 Years

Between \$15,000 to \$40,000 Period of Affordability = 10 Years

Over \$40,000 Period of Affordability = 15 Years

New construction or acquisition of rental housing = 20 Years

- 4. Plans for using HOME funds to refinance existing debt secured by multifamily housing that is rehabilitated with HOME funds along with a description of the refinancing guidelines required that will be used under 24 CFR 92.206(b), are as follows:**

HOME funds will not be used to refinance existing debt.

5. **If applicable to a planned HOME TBRA activity, a description of the preference for persons with special needs or disabilities. (See 24 CFR 92.209(c)(2)(i) and CFR 91.220(l)(2)(vii)).**

N/A

6. **If applicable to a planned HOME TBRA activity, a description of how the preference for a specific category of individuals with disabilities (e.g. persons with HIV/AIDS or chronic mental illness) will narrow the gap in benefits and the preference is needed to narrow the gap in benefits and services received by such persons. (See 24 CFR 92.209(c)(2)(ii) and 91.220(l)(2)(vii)).**

N/A

7. **If applicable, a description of any preference or limitation for rental housing projects. (See 24 CFR 92.253(d)(3) and CFR 91.220(l)(2)(vii)). Note: Preferences cannot be administered in a manner that limits the opportunities of persons on any basis prohibited by the laws listed under 24 CFR 5.105(a).**

N/A

Attachments - Grantee Unique Appendices

APPENDIX 1: Kitsap County Recapture and Resale Policy for HOME Funded Projects

Resale provisions will be included in a HOME written agreement executed with the homebuyer for all HOME-assisted units and will also be included in a Restrictive Covenant or Deed Restriction, which will be recorded in Kitsap County and shall be required of the original and any subsequent buyer of the subject property during the term of the Period of Affordability.

HOME Homebuyer Resale Policies:

1. The length of the affordability period is based on the dollar amount of HOME funds invested in the unit and length of the loan; either 5, 10, 15 or 30 years.
2. The subject property must be homebuyer's principal residence at all times during the Period of Affordability.
3. When the property is sold, it must be sold to an income qualified homebuyer with an income of no more than 80 percent of Area Median Income (AMI) for Kitsap County, as published annually by HUD. The range will be further defined and narrowed in the HOME written agreement executed for the specific project. The range will be the same for all homebuyers in the project.

4. Determining Sales Price:

There are two factors in determining the sales price of the home on resale:

- The property must be sold at a price that is affordable to a reasonable range of low-income buyers (described below).
- The owner shall receive a fair return on their investment (described in detail below).

It may not be possible to sell the house for the maximum return and still meet the requirement for a sales price that is affordable to a reasonable range of low-income homebuyers. If the fair market value of the HOME-assisted unit is more than what the defined range of low-income homebuyers can afford, the resale price must be set to provide a fair return to the original homebuyer while ensuring that the property is affordable to its target population. It is also important to note that in certain circumstances, such as a declining housing market where home values are depreciating, the original homebuyer may not receive a return on his or her investment because the home sold for less or the same price as the original purchase price.

5. Affordable to a reasonable range of low-income buyers:

For the home to be affordable to a range of buyers, the home price must be set so the home would be affordable to households at the mid-point of the range. For example, if the range is 60-80% AMI, the home would need to be affordable to a household with income at 70%. You must also establish the potential homebuyer household size. This should be based on the number of bedrooms in the home. The housing costs including Principal, Interest, Taxes and Insurance should not exceed 30% of annual income.

- a. 1-bedroom unit: calculate using 1-person household
- b. 2-bedroom unit: calculate using 2-person household

- c. 3-bedroom unit: calculate using 3-person household
- 6. Fair Return on Investment: This means the total homeowner investment which includes the total cash contribution (excluding standard maintenance) plus the approved capital improvements as described below:
 - a. The cost of any capital improvements, documented with receipts provided by the homeowner, including but not limited to:
 - i. Any additions to the home such as a bedroom, bathroom, or garage;
 - ii. Replacement of heating, ventilation, and air conditioning systems;
 - iii. Accessibility improvements such as bathroom modifications for disabled or elderly, installation of wheelchair ramps and grab bars, any and all of which must have been paid for directly by the Owner and which were not installed through a federal, state, or locally funded grant program; and
 - iv. Outdoor improvements such as a new driveway, walkway, retaining wall, or fence.
 - b. All capital improvements will be visually inspected to verify their existence.

The **Housing Price Index (HPI)** of the **Federal Housing Finance Agency** will be used as the index to determine fair return on investment. The percentage of change as calculated by the HPI projects what a house purchased at a point in time would be worth today if it appreciated (or depreciated) at the average rate for all homes in the areas. The calculation shall be performed for the Bremerton-Silverdale Metropolitan Statistical Area (MSA).

Calculating Fair Return on Investment: Calculating the Fair Return to the original homeowner would be as follows:

- Step 1: Owner cash contribution at closing + capital improvements x HPI% change= fair return on initial & capital investments
- Step 2: The results are then added to the owner's cash contribution (mortgage principal payments) + capital improvements to get the **maximum** total return to the original homebuyer at sale.

- 7. Establishing the Sales Price: Use HOME Resale Worksheet saved here: SharePoint\Kitsap County\CDBG - Documents\Administrative\Program Policies and Procedures\Resale Recapture
- 8. The Kitsap County Block Grant Program must approve the resale price.

HOME Homebuyer Recapture Policies:

All HOME assisted homebuyers subject to Recapture provisions must meet the following during the Period of Affordability, which will be recorded in a restrictive covenant or deed and shall be required during the term of the Period of Affordability:

- 1. The homebuyer must enter into a HOME written agreement outlining recapture requirements.
- 2. The PJ/subrecipient will record a lien on the property securing the home until expiration of the Period of Affordability.
- 3. The homebuyer may sell the home at any time during the Period of Affordability, to any willing buyer, and at the price the market will bear.
- 4. In the event of voluntary or involuntary sale during the Period of Affordability, the PJ/subrecipient will recapture the HOME investment not to exceed net proceeds which is enforced through the HOME Agreement executed with the homebuyer at closing of the loan.

Net Proceeds = [Sale Price] – [Non-HOME Debt] – [Closing Costs]

APPENDIX 2 - CDBG and HOME Grantee SF-424's and Certifications

Application for Federal Assistance SF-424

* 1. Type of Submission: <input type="checkbox"/> Preapplication <input checked="" type="checkbox"/> Application <input type="checkbox"/> Changed/Corrected Application	* 2. Type of Application: <input checked="" type="checkbox"/> New <input type="checkbox"/> Continuation <input type="checkbox"/> Revision	* If Revision, select appropriate letter(s): _____ * Other (Specify): _____
--	--	--

* 3. Date Received: _____	4. Applicant Identifier: _____
------------------------------	-----------------------------------

5a. Federal Entity Identifier: _____	5b. Federal Award Identifier: _____
---	--

State Use Only:

6. Date Received by State: _____	7. State Application Identifier: _____
----------------------------------	--

8. APPLICANT INFORMATION:

* a. Legal Name: <input type="text" value="Kitsap County"/>	
* b. Employer/Taxpayer Identification Number (EIN/TIN): <input type="text" value="91-6001348"/>	* c. UEI: <input type="text" value="LD6MNJ62JQD1"/>

d. Address:

* Street1: <input type="text" value="614 Division St. MS-23"/>
Street2: <input type="text"/>
* City: <input type="text" value="Port Orchard"/>
County/Parish: <input type="text"/>
* State: <input type="text" value="WA: Washington"/>
Province: <input type="text"/>
* Country: <input type="text" value="USA: UNITED STATES"/>
* Zip / Postal Code: <input type="text" value="98366-4614"/>

e. Organizational Unit:

Department Name: <input type="text" value="Human Services"/>	Division Name: <input type="text" value="Block Grant Program"/>
--	---

f. Name and contact information of person to be contacted on matters involving this application:

Prefix: <input type="text"/>	* First Name: <input type="text" value="Bonnie"/>
Middle Name: <input type="text"/>	
* Last Name: <input type="text" value="Tufts"/>	
Suffix: <input type="text"/>	

Title: <input type="text" value="Block Grant Program Manager"/>

Organizational Affiliation: _____

* Telephone Number: <input type="text" value="360-552-8709"/>	Fax Number: <input type="text"/>
---	----------------------------------

* Email: <input type="text" value="btufts@kitsap.gov"/>

Application for Federal Assistance SF-424

*** 9. Type of Applicant 1: Select Applicant Type:**

B: County Government

Type of Applicant 2: Select Applicant Type:

Type of Applicant 3: Select Applicant Type:

*** Other (specify):**

*** 10. Name of Federal Agency:**

U.S. Department of Housing and Urban Development

11. Catalog of Federal Domestic Assistance Number:

14-218

CFDA Title:

COMMUNITY DEVELOPMENT BLOCK GRANT (CDBG) PROGRAM

*** 12. Funding Opportunity Number:**

B-24-US-53-0005

*** Title:**

2024 COMMUNITY DEVELOPMENT BLOCK GRANT (CDBG) ENTITLEMENT

13. Competition Identification Number:

Title:

14. Areas Affected by Project (Cities, Counties, States, etc.):

Add Attachment

Delete Attachment

View Attachment

*** 15. Descriptive Title of Applicant's Project:**

CDBG FUNDS WILL BE USED FOR PUBLIC SERVICES, WEATHERIZATION, SINGLE FAMILY AND MULTI-FAMILY HOUSING REHABILITATION, ACQUISITION, PUBLIC FACILITIES, MICROENTERPRISE, AND ADMINISTRATION.

Attach supporting documents as specified in agency instructions.

Add Attachments

Delete Attachments

View Attachments

Application for Federal Assistance SF-424

16. Congressional Districts Of:
* a. Applicant: * b. Program/Project:

Attach an additional list of Program/Project Congressional Districts if needed.

17. Proposed Project:
* a. Start Date: * b. End Date:

18. Estimated Funding (\$):

* a. Federal	<input type="text" value="994,350.00"/>
* b. Applicant	<input type="text" value="0.00"/>
* c. State	<input type="text" value="0.00"/>
* d. Local	<input type="text" value="0.00"/>
* e. Other	<input type="text" value="54,091.42"/>
* f. Program Income	<input type="text" value="31,375.83"/>
* g. TOTAL	<input type="text" value="1,079,817.25"/>

*** 19. Is Application Subject to Review By State Under Executive Order 12372 Process?**
 a. This application was made available to the State under the Executive Order 12372 Process for review on .
 b. Program is subject to E.O. 12372 but has not been selected by the State for review.
 c. Program is not covered by E.O. 12372.

*** 20. Is the Applicant Delinquent On Any Federal Debt? (If "Yes," provide explanation in attachment.)**
 Yes No
If "Yes", provide explanation and attach

21. *By signing this application, I certify (1) to the statements contained in the list of certifications and (2) that the statements herein are true, complete and accurate to the best of my knowledge. I also provide the required assurances** and agree to comply with any resulting terms if I accept an award. I am aware that any false, fictitious, or fraudulent statements or claims may subject me to criminal, civil, or administrative penalties. (U.S. Code, Title 18, Section 1001)**
 ** I AGREE
** The list of certifications and assurances, or an internet site where you may obtain this list, is contained in the announcement or agency specific instructions.

Authorized Representative:
Prefix: * First Name:
Middle Name:
* Last Name:
Suffix:
* Title:
* Telephone Number: Fax Number:
* Email:

* Signature of Authorized Representative:  * Date Signed:

ASSURANCES - CONSTRUCTION PROGRAMS

OMB Number: 4040-0009
Expiration Date: 02/28/2025

Public reporting burden for this collection of information is estimated to average 15 minutes per response, including time for reviewing instructions, searching existing data sources, gathering and maintaining the data needed, and completing and reviewing the collection of information. Send comments regarding the burden estimate or any other aspect of this collection of information, including suggestions for reducing this burden, to the Office of Management and Budget, Paperwork Reduction Project (0348-0042), Washington, DC 20503.


PLEASE DO NOT RETURN YOUR COMPLETED FORM TO THE OFFICE OF MANAGEMENT AND BUDGET. SEND IT TO THE ADDRESS PROVIDED BY THE SPONSORING AGENCY.

NOTE: Certain of these assurances may not be applicable to your project or program. If you have questions, please contact the Awarding Agency. Further, certain Federal assistance awarding agencies may require applicants to certify to additional assurances. If such is the case, you will be notified.

As the duly authorized representative of the applicant, I certify that the applicant:

1. Has the legal authority to apply for Federal assistance, and the institutional, managerial and financial capability (including funds sufficient to pay the non-Federal share of project costs) to ensure proper planning, management and completion of project described in this application.
2. Will give the awarding agency, the Comptroller General of the United States and, if appropriate, the State, the right to examine all records, books, papers, or documents related to the assistance; and will establish a proper accounting system in accordance with generally accepted accounting standards or agency directives.
3. Will not dispose of, modify the use of, or change the terms of the real property title or other interest in the site and facilities without permission and instructions from the awarding agency. Will record the Federal awarding agency directives and will include a covenant in the title of real property acquired in whole or in part with Federal assistance funds to assure non-discrimination during the useful life of the project.
4. Will comply with the requirements of the assistance awarding agency with regard to the drafting, review and approval of construction plans and specifications.
5. Will provide and maintain competent and adequate engineering supervision at the construction site to ensure that the complete work conforms with the approved plans and specifications and will furnish progressive reports and such other information as may be required by the assistance awarding agency or State.
6. Will initiate and complete the work within the applicable time frame after receipt of approval of the awarding agency.
7. Will establish safeguards to prohibit employees from using their positions for a purpose that constitutes or presents the appearance of personal or organizational conflict of interest, or personal gain.
8. Will comply with the Intergovernmental Personnel Act of 1970 (42 U.S.C. §§4728-4763) relating to prescribed standards of merit systems for programs funded under one of the 19 statutes or regulations specified in Appendix A of OPM's Standards for a Merit System of Personnel Administration (5 C.F.R. 900, Subpart F).
9. Will comply with the Lead-Based Paint Poisoning Prevention Act (42 U.S.C. §§4801 et seq.) which prohibits the use of lead-based paint in construction or rehabilitation of residence structures.
10. Will comply with all Federal statutes relating to non-discrimination. These include but are not limited to: (a) Title VI of the Civil Rights Act of 1964 (P.L. 88-352) which prohibits discrimination on the basis of race, color or national origin; (b) Title IX of the Education Amendments of 1972, as amended (20 U.S.C. §§1681 1683, and 1685-1686), which prohibits discrimination on the basis of sex; (c) Section 504 of the Rehabilitation Act of 1973, as amended (29 U.S.C. §794), which prohibits discrimination on the basis of handicaps; (d) the Age Discrimination Act of 1975, as amended (42 U.S.C. §§6101-6107), which prohibits discrimination on the basis of age; (e) the Drug Abuse Office and Treatment Act of 1972 (P.L. 92-255), as amended relating to nondiscrimination on the basis of drug abuse; (f) the Comprehensive Alcohol Abuse and Alcoholism Prevention, Treatment and Rehabilitation Act of 1970 (P.L. 91-616), as amended, relating to nondiscrimination on the basis of alcohol abuse or alcoholism; (g) §§523 and 527 of the Public Health Service Act of 1912 (42 U.S.C. §§290 dd-3 and 290 ee 3), as amended, relating to confidentiality of alcohol and drug abuse patient records; (h) Title VIII of the Civil Rights Act of 1968 (42 U.S.C. §§3601 et seq.), as amended, relating to nondiscrimination in the sale, rental or financing of housing; (i) any other nondiscrimination provisions in the specific statute(s) under which application for Federal assistance is being made; and (j) the requirements of any other nondiscrimination statute(s) which may apply to the application.

11. Will comply, or has already complied, with the requirements of Titles II and III of the Uniform Relocation Assistance and Real Property Acquisition Policies Act of 1970 (P.L. 91-646) which provide for fair and equitable treatment of persons displaced or whose property is acquired as a result of Federal and federally-assisted programs. These requirements apply to all interests in real property acquired for project purposes regardless of Federal participation in purchases.
12. Will comply with the provisions of the Hatch Act (5 U.S.C. §§1501-1508 and 7324-7328) which limit the political activities of employees whose principal employment activities are funded in whole or in part with Federal funds.
13. Will comply, as applicable, with the provisions of the Davis-Bacon Act (40 U.S.C. §§276a to 276a-7), the Copeland Act (40 U.S.C. §276c and 18 U.S.C. §874), and the Contract Work Hours and Safety Standards Act (40 U.S.C. §§327-333) regarding labor standards for federally-assisted construction subagreements.
14. Will comply with flood insurance purchase requirements of Section 102(a) of the Flood Disaster Protection Act of 1973 (P.L. 93-234) which requires recipients in a special flood hazard area to participate in the program and to purchase flood insurance if the total cost of insurable construction and acquisition is \$10,000 or more.
15. Will comply with environmental standards which may be prescribed pursuant to the following: (a) institution of environmental quality control measures under the National Environmental Policy Act of 1969 (P.L. 91-190) and Executive Order (EO) 11514; (b) notification of violating facilities pursuant to EO 11738; (c) protection of wetlands pursuant to EO 11990; (d) evaluation of flood hazards in floodplains in accordance with EO 11988; (e) assurance of project consistency with the approved State management program developed under the Coastal Zone Management Act of 1972 (16 U.S.C. §§1451 et seq.); (f) conformity of Federal actions to State (Clean Air) implementation Plans under Section 176(c) of the Clean Air Act of 1955, as amended (42 U.S.C. §§7401 et seq.); (g) protection of underground sources of drinking water under the Safe Drinking Water Act of 1974, as amended (P.L. 93-523); and, (h) protection of endangered species under the Endangered Species Act of 1973, as amended (P.L. 93-205).
16. Will comply with the Wild and Scenic Rivers Act of 1968 (16 U.S.C. §§1271 et seq.) related to protecting components or potential components of the national wild and scenic rivers system.
17. Will assist the awarding agency in assuring compliance with Section 106 of the National Historic Preservation Act of 1966, as amended (16 U.S.C. §470), EO 11593 (identification and protection of historic properties), and the Archaeological and Historic Preservation Act of 1974 (16 U.S.C. §§469a-1 et seq).
18. Will cause to be performed the required financial and compliance audits in accordance with the Single Audit Act Amendments of 1996 and OMB Circular No. A-133, "Audits of States, Local Governments, and Non-Profit Organizations."
19. Will comply with all applicable requirements of all other Federal laws, executive orders, regulations, and policies governing this program.
20. Will comply with the requirements of Section 106(g) of the Trafficking Victims Protection Act (TVPA) of 2000, as amended (22 U.S.C. 7104) which prohibits grant award recipients or a sub-recipient from (1) Engaging in severe forms of trafficking in persons during the period of time that the award is in effect (2) Procuring a commercial sex act during the period of time that the award is in effect or (3) Using forced labor in the performance of the award or subawards under the award.

SIGNATURE OF AUTHORIZED CERTIFYING OFFICIAL 	TITLE Chair, Kitsap County Board of Commissioners
APPLICANT ORGANIZATION Kitsap County	DATE SUBMITTED 6/17/2024

Application for Federal Assistance SF-424		
* 1. Type of Submission: <input type="checkbox"/> Preapplication <input checked="" type="checkbox"/> Application <input type="checkbox"/> Changed/Corrected Application	* 2. Type of Application: <input checked="" type="checkbox"/> New <input type="checkbox"/> Continuation <input type="checkbox"/> Revision	* If Revision, select appropriate letter(s): <input type="text"/> * Other (Specify): <input type="text"/>
* 3. Date Received: <input type="text"/>	4. Applicant Identifier: <input type="text"/>	
5a. Federal Entity Identifier: <input type="text"/>	5b. Federal Award Identifier: <input type="text"/>	
State Use Only:		
6. Date Received by State: <input type="text"/>	7. State Application Identifier: <input type="text"/>	
8. APPLICANT INFORMATION:		
* a. Legal Name: <input type="text" value="Kitsap County"/>		
* b. Employer/Taxpayer Identification Number (EIN/TIN): <input type="text" value="91-6001348"/>	* c. UEI: <input type="text" value="LD6MNJ62JQD1"/>	
d. Address:		
* Street1: <input type="text" value="614 Division St. MS-23"/>	<input type="text"/>	
Street2: <input type="text"/>	<input type="text"/>	
* City: <input type="text" value="Port Orchard"/>	<input type="text"/>	
County/Parish: <input type="text"/>	<input type="text"/>	
* State: <input type="text" value="WA: Washington"/>	<input type="text"/>	
Province: <input type="text"/>	<input type="text"/>	
* Country: <input type="text" value="USA: UNITED STATES"/>	<input type="text"/>	
* Zip / Postal Code: <input type="text" value="98366-4614"/>	<input type="text"/>	
e. Organizational Unit:		
Department Name: <input type="text" value="Human Services"/>	Division Name: <input type="text" value="Block Grant Program"/>	
f. Name and contact information of person to be contacted on matters involving this application:		
Prefix: <input type="text"/>	* First Name: <input type="text" value="Bonnie"/>	<input type="text"/>
Middle Name: <input type="text"/>	<input type="text"/>	
* Last Name: <input type="text" value="Tufts"/>	<input type="text"/>	
Suffix: <input type="text"/>	<input type="text"/>	
Title: <input type="text" value="Block Grant Program Manager"/>		
Organizational Affiliation: <input type="text"/>		
* Telephone Number: <input type="text" value="360-552-8709"/>	Fax Number: <input type="text"/>	
* Email: <input type="text" value="btufts@kitsap.gov"/>		

Application for Federal Assistance SF-424

*** 9. Type of Applicant 1: Select Applicant Type:**

B: County Government

Type of Applicant 2: Select Applicant Type:

Type of Applicant 3: Select Applicant Type:

* Other (specify):

*** 10. Name of Federal Agency:**

U.S. Department of Housing and Urban Development

11. Catalog of Federal Domestic Assistance Number:

14-239

CFDA Title:

HOME INVESTMENT PARTNERSHIP (HOME) PROGRAM

*** 12. Funding Opportunity Number:**

M24-DC530205

* Title:

2024 HOME FORMULA

13. Competition Identification Number:

Title:

14. Areas Affected by Project (Cities, Counties, States, etc.):

Add Attachment

Delete Attachment

View Attachment

*** 15. Descriptive Title of Applicant's Project:**

2024 HOME funds will be used for new construction of affordable rental housing, acquisition and preservation of existing rental housing, homebuyer assistance, and administration.

Attach supporting documents as specified in agency instructions.

Add Attachments

Delete Attachments

View Attachments

Application for Federal Assistance SF-424

16. Congressional Districts Of:

* a. Applicant

* b. Program/Project

Attach an additional list of Program/Project Congressional Districts if needed.

17. Proposed Project:

* a. Start Date:

* b. End Date:

18. Estimated Funding (\$):

* a. Federal	<input type="text" value="652,637.18"/>
* b. Applicant	<input type="text" value="0.00"/>
* c. State	<input type="text" value="0.00"/>
* d. Local	<input type="text" value="0.00"/>
* e. Other	<input type="text" value="606,402.07"/>
* f. Program Income	<input type="text" value="266,984.05"/>
* g. TOTAL	<input type="text" value="1,526,023.30"/>

*** 19. Is Application Subject to Review By State Under Executive Order 12372 Process?**

- a. This application was made available to the State under the Executive Order 12372 Process for review on
- b. Program is subject to E.O. 12372 but has not been selected by the State for review.
- c. Program is not covered by E.O. 12372.

*** 20. Is the Applicant Delinquent On Any Federal Debt? (If "Yes," provide explanation in attachment.)**

Yes No

If "Yes", provide explanation and attach

21. *By signing this application, I certify (1) to the statements contained in the list of certifications and (2) that the statements herein are true, complete and accurate to the best of my knowledge. I also provide the required assurances** and agree to comply with any resulting terms if I accept an award. I am aware that any false, fictitious, or fraudulent statements or claims may subject me to criminal, civil, or administrative penalties. (U.S. Code, Title 18, Section 1001)**

** I AGREE

** The list of certifications and assurances, or an internet site where you may obtain this list, is contained in the announcement or agency specific instructions.

Authorized Representative:

Prefix: * First Name:
Middle Name:
* Last Name:
Suffix:

* Title:

* Telephone Number: Fax Number:

* Email:

* Signature of Authorized Representative: 

* Date Signed:

ASSURANCES - CONSTRUCTION PROGRAMS

OMB Number: 4040-0009
Expiration Date: 02/28/2025

Public reporting burden for this collection of information is estimated to average 15 minutes per response, including time for reviewing instructions, searching existing data sources, gathering and maintaining the data needed, and completing and reviewing the collection of information. Send comments regarding the burden estimate or any other aspect of this collection of information, including suggestions for reducing this burden, to the Office of Management and Budget, Paperwork Reduction Project (0348-0042), Washington, DC 20503.


PLEASE DO NOT RETURN YOUR COMPLETED FORM TO THE OFFICE OF MANAGEMENT AND BUDGET. SEND IT TO THE ADDRESS PROVIDED BY THE SPONSORING AGENCY.

NOTE: Certain of these assurances may not be applicable to your project or program. If you have questions, please contact the Awarding Agency. Further, certain Federal assistance awarding agencies may require applicants to certify to additional assurances. If such is the case, you will be notified.

As the duly authorized representative of the applicant, I certify that the applicant:

1. Has the legal authority to apply for Federal assistance, and the institutional, managerial and financial capability (including funds sufficient to pay the non-Federal share of project costs) to ensure proper planning, management and completion of project described in this application.
2. Will give the awarding agency, the Comptroller General of the United States and, if appropriate, the State, the right to examine all records, books, papers, or documents related to the assistance; and will establish a proper accounting system in accordance with generally accepted accounting standards or agency directives.
3. Will not dispose of, modify the use of, or change the terms of the real property title or other interest in the site and facilities without permission and instructions from the awarding agency. Will record the Federal awarding agency directives and will include a covenant in the title of real property acquired in whole or in part with Federal assistance funds to assure non-discrimination during the useful life of the project.
4. Will comply with the requirements of the assistance awarding agency with regard to the drafting, review and approval of construction plans and specifications.
5. Will provide and maintain competent and adequate engineering supervision at the construction site to ensure that the complete work conforms with the approved plans and specifications and will furnish progressive reports and such other information as may be required by the assistance awarding agency or State.
6. Will initiate and complete the work within the applicable time frame after receipt of approval of the awarding agency.
7. Will establish safeguards to prohibit employees from using their positions for a purpose that constitutes or presents the appearance of personal or organizational conflict of interest, or personal gain.
8. Will comply with the Intergovernmental Personnel Act of 1970 (42 U.S.C. §§4728-4763) relating to prescribed standards of merit systems for programs funded under one of the 19 statutes or regulations specified in Appendix A of OPM's Standards for a Merit System of Personnel Administration (5 C.F.R. 900, Subpart F).
9. Will comply with the Lead-Based Paint Poisoning Prevention Act (42 U.S.C. §§4801 et seq.) which prohibits the use of lead-based paint in construction or rehabilitation of residence structures.
10. Will comply with all Federal statutes relating to non-discrimination. These include but are not limited to: (a) Title VI of the Civil Rights Act of 1964 (P.L. 88-352) which prohibits discrimination on the basis of race, color or national origin; (b) Title IX of the Education Amendments of 1972, as amended (20 U.S.C. §§1681 1683, and 1685-1686), which prohibits discrimination on the basis of sex; (c) Section 504 of the Rehabilitation Act of 1973, as amended (29 U.S.C. §794), which prohibits discrimination on the basis of handicaps; (d) the Age Discrimination Act of 1975, as amended (42 U.S.C. §§6101-6107), which prohibits discrimination on the basis of age; (e) the Drug Abuse Office and Treatment Act of 1972 (P.L. 92-255), as amended relating to nondiscrimination on the basis of drug abuse; (f) the Comprehensive Alcohol Abuse and Alcoholism Prevention, Treatment and Rehabilitation Act of 1970 (P.L. 91-616), as amended, relating to nondiscrimination on the basis of alcohol abuse or alcoholism; (g) §§523 and 527 of the Public Health Service Act of 1912 (42 U.S.C. §§290 dd-3 and 290 ee 3), as amended, relating to confidentiality of alcohol and drug abuse patient records; (h) Title VIII of the Civil Rights Act of 1968 (42 U.S.C. §§3601 et seq.), as amended, relating to nondiscrimination in the sale, rental or financing of housing; (i) any other nondiscrimination provisions in the specific statute(s) under which application for Federal assistance is being made; and (j) the requirements of any other nondiscrimination statute(s) which may apply to the application.

11. Will comply, or has already complied, with the requirements of Titles II and III of the Uniform Relocation Assistance and Real Property Acquisition Policies Act of 1970 (P.L. 91-646) which provide for fair and equitable treatment of persons displaced or whose property is acquired as a result of Federal and federally-assisted programs. These requirements apply to all interests in real property acquired for project purposes regardless of Federal participation in purchases.
12. Will comply with the provisions of the Hatch Act (5 U.S.C. §§1501-1508 and 7324-7328) which limit the political activities of employees whose principal employment activities are funded in whole or in part with Federal funds.
13. Will comply, as applicable, with the provisions of the Davis-Bacon Act (40 U.S.C. §§276a to 276a-7), the Copeland Act (40 U.S.C. §276c and 18 U.S.C. §874), and the Contract Work Hours and Safety Standards Act (40 U.S.C. §§327-333) regarding labor standards for federally-assisted construction subagreements.
14. Will comply with flood insurance purchase requirements of Section 102(a) of the Flood Disaster Protection Act of 1973 (P.L. 93-234) which requires recipients in a special flood hazard area to participate in the program and to purchase flood insurance if the total cost of insurable construction and acquisition is \$10,000 or more.
15. Will comply with environmental standards which may be prescribed pursuant to the following: (a) institution of environmental quality control measures under the National Environmental Policy Act of 1969 (P.L. 91-190) and Executive Order (EO) 11514; (b) notification of violating facilities pursuant to EO 11738; (c) protection of wetlands pursuant to EO 11990; (d) evaluation of flood hazards in floodplains in accordance with EO 11988; (e) assurance of project consistency with the approved State management program developed under the Coastal Zone Management Act of 1972 (16 U.S.C. §§1451 et seq.); (f) conformity of Federal actions to State (Clean Air) implementation Plans under Section 176(c) of the Clean Air Act of 1955, as amended (42 U.S.C. §§7401 et seq.); (g) protection of underground sources of drinking water under the Safe Drinking Water Act of 1974, as amended (P.L. 93-523); and, (h) protection of endangered species under the Endangered Species Act of 1973, as amended (P.L. 93-205).
16. Will comply with the Wild and Scenic Rivers Act of 1968 (16 U.S.C. §§1271 et seq.) related to protecting components or potential components of the national wild and scenic rivers system.
17. Will assist the awarding agency in assuring compliance with Section 106 of the National Historic Preservation Act of 1966, as amended (16 U.S.C. §470), EO 11593 (identification and protection of historic properties), and the Archaeological and Historic Preservation Act of 1974 (16 U.S.C. §§469a-1 et seq).
18. Will cause to be performed the required financial and compliance audits in accordance with the Single Audit Act Amendments of 1996 and OMB Circular No. A-133, "Audits of States, Local Governments, and Non-Profit Organizations."
19. Will comply with all applicable requirements of all other Federal laws, executive orders, regulations, and policies governing this program.
20. Will comply with the requirements of Section 106(g) of the Trafficking Victims Protection Act (TVPA) of 2000, as amended (22 U.S.C. 7104) which prohibits grant award recipients or a sub-recipient from (1) Engaging in severe forms of trafficking in persons during the period of time that the award is in effect (2) Procuring a commercial sex act during the period of time that the award is in effect or (3) Using forced labor in the performance of the award or subawards under the award.

SIGNATURE OF AUTHORIZED CERTIFYING OFFICIAL	TITLE
	Chair, Kitsap County Board of Commissioners
APPLICANT ORGANIZATION	DATE SUBMITTED
Kitsap County	6/17/24

CERTIFICATIONS

2024 APY

In accordance with the applicable statutes and the regulations governing the consolidated plan regulations, the jurisdiction certifies that:

Affirmatively Further Fair Housing --The jurisdiction will affirmatively further fair housing.

Uniform Relocation Act and Anti-displacement and Relocation Plan -- It will comply with the acquisition and relocation requirements of the Uniform Relocation Assistance and Real Property Acquisition Policies Act of 1970, as amended, (42 U.S.C. 4601-4655) and implementing regulations at 49 CFR Part 24. It has in effect and is following a residential anti-displacement and relocation assistance plan required under 24 CFR Part 42 in connection with any activity assisted with funding under the Community Development Block Grant or HOME programs.

Anti-Lobbying --To the best of the jurisdiction's knowledge and belief:

1. No Federal appropriated funds have been paid or will be paid, by or on behalf of it, to any person for influencing or attempting to influence an officer or employee of any agency, a Member of Congress, an officer or employee of Congress, or an employee of a Member of Congress in connection with the awarding of any Federal contract, the making of any Federal grant, the making of any Federal loan, the entering into of any cooperative agreement, and the extension, continuation, renewal, amendment, or modification of any Federal contract, grant, loan, or cooperative agreement;

2. If any funds other than Federal appropriated funds have been paid or will be paid to any person for influencing or attempting to influence an officer or employee of any agency, a Member of Congress, an officer or employee of Congress, or an employee of a Member of Congress in connection with this Federal contract, grant, loan, or cooperative agreement, it will complete and submit Standard Form-LLL, "Disclosure Form to Report Lobbying," in accordance with its instructions; and

3. It will require that the language of paragraph 1 and 2 of this anti-lobbying certification be included in the award documents for all subawards at all tiers (including subcontracts, subgrants, and contracts under grants, loans, and cooperative agreements) and that all subrecipients shall certify and disclose accordingly.

Authority of Jurisdiction --The consolidated plan is authorized under State and local law (as applicable) and the jurisdiction possesses the legal authority to carry out the programs for which it is seeking funding, in accordance with applicable HUD regulations.

Consistency with plan --The housing activities to be undertaken with Community Development Block Grant, HOME, Emergency Solutions Grant, and Housing Opportunities for Persons With AIDS funds are consistent with the strategic plan in the jurisdiction's consolidated plan.

Section 3 -- It will comply with section 3 of the Housing and Urban Development Act of 1968 (12 U.S.C. 1701u) and implementing regulations at 24 CFR Part 75.


Signature of Authorized Official

6/17/24
Date

Chair, Kitsap County Board of Commissioners
Title

Specific Community Development Block Grant Certifications

The Entitlement Community certifies that:

Citizen Participation -- It is in full compliance and following a detailed citizen participation plan that satisfies the requirements of 24 CFR 91.105.

Community Development Plan -- Its consolidated plan identifies community development and housing needs and specifies both short-term and long-term community development objectives that have been developed in accordance with the primary objective of the CDBG program (i.e., the development of viable urban communities, by providing decent housing and expanding economic opportunities, primarily for persons of low and moderate income) and requirements of 24 CFR Parts 91 and 570.

Following a Plan -- It is following a current consolidated plan that has been approved by HUD.

Use of Funds -- It has complied with the following criteria:

1. Maximum Feasible Priority. With respect to activities expected to be assisted with CDBG funds, it has developed its Action Plan so as to give maximum feasible priority to activities which benefit low- and moderate-income families or aid in the prevention or elimination of slums or blight. The Action Plan may also include CDBG-assisted activities which the grantee certifies are designed to meet other community development needs having particular urgency because existing conditions pose a serious and immediate threat to the health or welfare of the community, and other financial resources are not available (see Optional CDBG Certification).

2. Overall Benefit. The aggregate use of CDBG funds, including Section 108 guaranteed loans, during program year(s) 2024 [a period specified by the grantee of one, two, or three specific consecutive program years], shall principally benefit persons of low and moderate income in a manner that ensures that at least 70 percent of the amount is expended for activities that benefit such persons during the designated period.

3. Special Assessments. It will not attempt to recover any capital costs of public improvements assisted with CDBG funds, including Section 108 loan guaranteed funds, by assessing any amount against properties owned and occupied by persons of low and moderate income, including any fee charged or assessment made as a condition of obtaining access to such public improvements.

However, if CDBG funds are used to pay the proportion of a fee or assessment that relates to the capital costs of public improvements (assisted in part with CDBG funds) financed from other revenue sources, an assessment or charge may be made against the property with respect to the public improvements financed by a source other than CDBG funds.

In addition, in the case of properties owned and occupied by moderate-income (not low-income) families, an assessment or charge may be made against the property for public improvements financed by a source other than CDBG funds if the jurisdiction certifies that it lacks CDBG funds to cover the assessment.


Excessive Force -- It has adopted and is enforcing:

1. A policy prohibiting the use of excessive force by law enforcement agencies within its jurisdiction against any individuals engaged in non-violent civil rights demonstrations; and
2. A policy of enforcing applicable State and local laws against physically barring entrance to or exit from a facility or location which is the subject of such non-violent civil rights demonstrations within its jurisdiction.

Compliance with Anti-discrimination laws -- The grant will be conducted and administered in conformity with title VI of the Civil Rights Act of 1964 (42 U.S.C. 2000d) and the Fair Housing Act (42 U.S.C. 3601-3619) and implementing regulations.

Lead-Based Paint -- Its activities concerning lead-based paint will comply with the requirements of 24 CFR Part 35, Subparts A, B, J, K and R.

Compliance with Laws -- It will comply with applicable laws.


Signature of Authorized Official

0/17/24
Date

Chair, Kitsap County Board of Commissioners

Title

OPTIONAL Community Development Block Grant Certification

Submit the following certification only when one or more of the activities in the action plan are designed to meet other community development needs having particular urgency as specified in 24 CFR 570.208(c):

The grantee hereby certifies that the Annual Plan includes one or more specifically identified CDBG-assisted activities which are designed to meet other community development needs having particular urgency because existing conditions pose a serious and immediate threat to the health or welfare of the community and other financial resources are not available to meet such needs.

N/A

Signature of Authorized Official

Date

Title

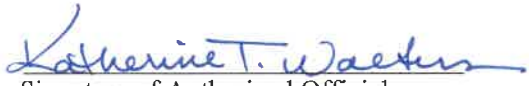
Specific HOME Certifications

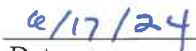
The HOME participating jurisdiction certifies that:

Tenant Based Rental Assistance -- If it plans to provide tenant-based rental assistance, the tenant-based rental assistance is an essential element of its consolidated plan.

Eligible Activities and Costs -- It is using and will use HOME funds for eligible activities and costs, as described in 24 CFR §§92.205 through 92.209 and that it is not using and will not use HOME funds for prohibited activities, as described in §92.214.

Subsidy layering -- Before committing any funds to a project, it will evaluate the project in accordance with the guidelines that it adopts for this purpose and will not invest any more HOME funds in combination with other Federal assistance than is necessary to provide affordable housing;


Signature of Authorized Official


Date

Chair, Kitsap County Board of Commissioners

Title

Emergency Solutions Grants Certifications

The Emergency Solutions Grants Program recipient certifies that:

Major rehabilitation/conversion/renovation – If an emergency shelter’s rehabilitation costs exceed 75 percent of the value of the building before rehabilitation, the recipient will maintain the building as a shelter for homeless individuals and families for a minimum of 10 years after the date the building is first occupied by a homeless individual or family after the completed rehabilitation.

If the cost to convert a building into an emergency shelter exceeds 75 percent of the value of the building after conversion, the recipient will maintain the building as a shelter for homeless individuals and families for a minimum of 10 years after the date the building is first occupied by a homeless individual or family after the completed conversion.

In all other cases where ESG funds are used for renovation, the recipient will maintain the building as a shelter for homeless individuals and families for a minimum of 3 years after the date the building is first occupied by a homeless individual or family after the completed renovation.

Essential Services and Operating Costs – In the case of assistance involving shelter operations or essential services related to street outreach or emergency shelter, the recipient will provide services or shelter to homeless individuals and families for the period during which the ESG assistance is provided, without regard to a particular site or structure, so long the recipient serves the same type of persons (e.g., families with children, unaccompanied youth, disabled individuals, or victims of domestic violence) or persons in the same geographic area.

Renovation – Any renovation carried out with ESG assistance shall be sufficient to ensure that the building involved is safe and sanitary.

Supportive Services – The recipient will assist homeless individuals in obtaining permanent housing, appropriate supportive services (including medical and mental health treatment, victim services, counseling, supervision, and other services essential for achieving independent living), and other Federal, State, local, and private assistance available for these individuals.

Matching Funds – The recipient will obtain matching amounts required under 24 CFR 576.201.

Confidentiality – The recipient has established and is implementing procedures to ensure the confidentiality of records pertaining to any individual provided family violence prevention or treatment services under any project assisted under the ESG program, including protection against the release of the address or location of any family violence shelter project, except with the written authorization of the person responsible for the operation of that shelter.

Homeless Persons Involvement – To the maximum extent practicable, the recipient will involve, through employment, volunteer services, or otherwise, homeless individuals and families in constructing, renovating, maintaining, and operating facilities assisted under the ESG program, in providing services assisted under the ESG program, and in providing services for occupants of facilities assisted under the program.

Consolidated Plan – All activities the recipient undertakes with assistance under ESG are consistent with its consolidated plan.

Discharge Policy – The recipient will establish and implement, to the maximum extent practicable and where appropriate, policies and protocols for the discharge of persons from publicly funded institutions or systems of care (such as health care facilities, mental health facilities, foster care or other youth facilities, or correction programs and institutions) in order to prevent this discharge from immediately resulting in homelessness for these persons.

N/A

Signature of Authorized Official

Date

Title

Housing Opportunities for Persons With AIDS Certifications

The HOPWA grantee certifies that:

Activities -- Activities funded under the program will meet urgent needs that are not being met by available public and private sources.

Building -- Any building or structure assisted under that program shall be operated for the purpose specified in the consolidated plan:

1. For a period of not less than 10 years in the case of assistance involving new construction, substantial rehabilitation, or acquisition of a facility,
2. For a period of not less than 3 years in the case of assistance involving non-substantial rehabilitation or repair of a building or structure.

N/A

Signature of Authorized Official

Date

Title

APPENDIX TO CERTIFICATIONS

INSTRUCTIONS CONCERNING LOBBYING CERTIFICATION:

Lobbying Certification

This certification is a material representation of fact upon which reliance was placed when this transaction was made or entered into. Submission of this certification is a prerequisite for making or entering into this transaction imposed by section 1352, title 31, U.S. Code. Any person who fails to file the required certification shall be subject to a civil penalty of not less than \$10,000 and not more than \$100,000 for each such failure.

Appendix 3

Kitsap County Market Survey - 4/1/2023-3/31/2024

**Market Survey
Kitsap County
Parameters Determination**

Metric: Closed Sales
 Time Calculation: Monthly
 Data from: 4/1/2023 to 3/31/2024 (Most recent 12-month period for which data is available)
 Segments: Kitsap

Filters
 Kitsap: Residential & Condominium (Includes Manufactured and townhome residential; no co-op sales in Kitsap County in 12-month period)

KITSAP COUNTY	
Date	Number of Sales
Apr-23	154
May-23	282
Jun-23	318
Jul-23	249
Aug-23	270
Sep-23	276
Oct-23	254
Nov-23	224
Dec-23	139
Jan-24	139
Feb-24	132
Mar-24	151
AVERAGE	215.6666667

Per guidance provided:

If there are 250-499 sales per month, a two-month reporting period must be used.

Based on this, CF is using sales data from the most recent 2 months in which we have full data and the volume was between 250-499 sales per month. That 2-month time period is May 2023 - June 2023.

All data from Pacific Northwest Title Company/Silverdale Branch via Third-Party Service of Sentry Dynamics, Inc.

Effective Date: May 1, 2024

Market Survey Results Kitsap County

Parcel #	Address	City	Property Type	Sold Date	Price Sold
04220140472002	1754 SW Young Rd	Port Orchard	SFR	04/24/2023	\$80,000.00
37780050100100	2108 1st St	Bremerton	SFR	04/12/2023	\$100,000.00
15240121292002	1826 Marine Dr	Bremerton	SFR	05/09/2023	\$100,000.00
15240122182004	3818 Sundown Dr	Bremerton	SFR	07/03/2023	\$100,000.00
43660090040007	1871 NE Pacific Ave	Keyport	SFR	08/18/2023	\$110,000.00
37500020070005	1546 Marine Dr	Bremerton	SFR	09/26/2023	\$110,000.00
15240110072001	1719 Snyder Ave	Bremerton	SFR	11/20/2023	\$121,000.00
11240130692006	1922 Rainier Ave	Bremerton	SFR	03/27/2024	\$122,000.00
40480070020009	1105 Spokane Ave	Port Orchard	SFR	08/21/2023	\$125,000.00
43660040030108	15465 Elwha Ter NE	Keyport	SFR	02/28/2024	\$130,000.00
37360020310004	120 S Hartford Ave	Bremerton	SFR	06/12/2023	\$130,000.00
28240130722002	2709 Quarry St W	Bremerton	SFR	07/31/2023	\$130,000.00
45050000400509	3967 Division Ave W	Bremerton	SFR	01/05/2024	\$135,000.00
45410000240000	2966 SE Joyce Ct	Port Orchard	SFR	05/10/2023	\$144,750.00
02260140082007	22772 Holgar Ct NE	Poulsbo	SFR	01/19/2024	\$150,000.00
39680050050008	2513 Fir Ct	Bremerton	SFR	10/09/2023	\$160,000.00
38110010140005	1245 7th St	Bremerton	SFR	02/15/2024	\$170,000.00
11240110472007	2822 Robin Ave	Bremerton	SFR	08/31/2023	\$170,000.00
46820000010402	3207 Perry Ave NE	Bremerton	SFR	08/17/2023	\$176,000.00
36240130972003	2258 SE Berg Folly Rd	Port Orchard	SFR	06/06/2023	\$178,000.00
47970000230002	3539 Nokomis Rd SE	Port Orchard	SFR	08/18/2023	\$180,000.00
47140000520006	420 Meadowood Dr W	Seabeck	SFR	06/01/2023	\$185,000.00
15240131392008	3813 6th St	Bremerton	SFR	01/26/2024	\$195,000.00
01240110362002	4411 Forest Dr NE	Bremerton	SFR	09/20/2023	\$197,500.00
48580040160009	7615 SW Sylvan St	Port Orchard	SFR	03/15/2024	\$200,000.00
37740110220009	1122 N Lafayette Ave	Bremerton	SFR	09/25/2023	\$200,000.00
43900030120000	18450 Augusta Ave NE	Suquamish	SFR	09/29/2023	\$200,000.00
15240120742007	1341 Morgan Rd NW	Bremerton	SFR	10/06/2023	\$200,000.00
10260210102008	22019 Nootka Dr NE	Indianola	SFR	10/13/2023	\$200,000.00
43290000120002	29515 Beach Dr NE	Poulsbo	SFR	11/02/2023	\$200,000.00
37780040070009	117 Arvon Ave	Bremerton	SFR	12/18/2023	\$200,000.00
37740050010105	2907 17th St	Bremerton	SFR	02/27/2024	\$205,000.00
46310000460005	773 NE Roswell Dr	Bremerton	SFR	10/31/2023	\$205,000.00
45800010010007	7597 E Montana St	Port Orchard	SFR	04/28/2023	\$210,000.00
08240130852001	2275 Hilltop Ln NW	Bremerton	SFR	09/20/2023	\$214,000.00
45160030600000	1562 Cole St SE	Port Orchard	SFR	04/04/2023	\$215,000.00
37430030050005	1010 9th St	Bremerton	SFR	07/14/2023	\$215,000.00
42560030090008	38167 Buck Rd NE	Hansville	SFR	09/12/2023	\$220,000.00
44290170330000	5600 Ocean View Blvd NE	Bremerton	SFR	09/22/2023	\$220,000.00
21230220082000	6732 SE Olalla Valley Rd	Port Orchard	SFR	07/26/2023	\$220,250.00
45650080320004	1900 California Ave E	Port Orchard	SFR	09/11/2023	\$221,000.00
56110000080002	664 NE Nantucket St	Bremerton	SFR	07/03/2023	\$222,875.00
37750000020609	1721 15th St	Bremerton	SFR	02/20/2024	\$225,000.00
43870090040309	6568 NE Center St	Suquamish	SFR	02/20/2024	\$225,000.00
18230210032002	4307 SE North St	Port Orchard	SFR	09/01/2023	\$225,000.00
13240130812008	919 Pacific Ave	Bremerton	SFR	05/30/2023	\$230,000.00
10240130312002	2515 Rocky Point Rd NW	Bremerton	SFR	08/04/2023	\$230,000.00
39650001510004	2890 Clare Ave	Bremerton	SFR	11/21/2023	\$230,000.00
16280240262006	7822 NE Point No Point Rd	Hansville	SFR	10/04/2023	\$233,000.00
47980010060000	11391 Sidney Rd SW	Port Orchard	SFR	01/25/2024	\$233,630.00
33240210612001			SFR	02/14/2024	\$239,900.00
39650000750007	2651 Reid Ave	Bremerton	SFR	07/11/2023	\$240,000.00
05240140082006	2860 Erlands Point Rd NW	Bremerton	SFR	07/31/2023	\$240,000.00
32240120111004	3780 South Mission Rd W	Bremerton	SFR	12/29/2023	\$240,000.00

Market Survey Results Kitsap County

40530020110001	925 Division St	Port Orchard	SFR	02/29/2024	\$242,500.00
32240120041003	3247 Gold Creek Rd W	Bremerton	SFR	11/03/2023	\$245,000.00
34240140262009	1660 Pottery Ave	Port Orchard	SFR	11/17/2023	\$245,000.00
43860220070003	19301 Park Blvd NE	Suquamish	SFR	03/29/2024	\$250,000.00
43600030230003	9272 NE Shore Dr	Indianola	SFR	10/10/2023	\$250,000.00
37010030020404	2603 E Phinney Bay Dr	Bremerton	SFR	12/04/2023	\$250,000.00
38070070040000	2013 8th St	Bremerton	SFR	12/22/2023	\$250,000.00
39140020030002	1135 Scott Ave	Bremerton	SFR	04/17/2023	\$250,090.00
37510010130008	1534 5th St	Bremerton	SFR	05/12/2023	\$253,000.00
36250130142002	1751 NE Franklin Ave	Bremerton	SFR	11/20/2023	\$253,840.00
37900010090007	521 S Summit Ave	Bremerton	SFR	10/23/2023	\$255,000.00
43730060260008	22140 Sea Vista NE	Poulsbo	SFR	06/12/2023	\$255,650.00
01240121042007	3821 Nome Dr	Bremerton	SFR	03/06/2024	\$260,000.00
46000260540105	1621 Charleston Beach Rd W	Bremerton	SFR	06/05/2023	\$260,000.00
39650000500006	213 Willow St	Bremerton	SFR	08/04/2023	\$260,000.00
38040030090304	1520 Warren Ave	Bremerton	SFR	11/14/2023	\$260,000.00
38110030190006	1538 7th St	Bremerton	SFR	11/15/2023	\$262,000.00
20250111892003	9438 Silverdale Loop Rd NW	Silverdale	SFR	08/15/2023	\$262,938.00
30240240662003	4329 SE Horstman Rd	Port Orchard	SFR	09/06/2023	\$265,000.00
37310030150007	1118 Warren Ave	Bremerton	SFR	12/20/2023	\$265,000.00
37320010070000	121 S Lafayette Ave	Bremerton	SFR	07/31/2023	\$267,000.00
15240131242005	314 Bertha Ave	Bremerton	SFR	08/23/2023	\$268,000.00
44300050210105	13069 Fir Ave NW	Poulsbo	SFR	04/13/2023	\$270,000.00
38060030180202	2810 1st St	Bremerton	SFR	04/24/2023	\$270,000.00
48200010080109	1511 SE Rose Rd	Port Orchard	SFR	05/01/2023	\$270,000.00
43860200040208	19232 Soundview Blvd NE	Suquamish	SFR	09/20/2023	\$270,000.00
50140000200009	3070 NW Closser Dr	Poulsbo	SFR	01/31/2024	\$275,000.00
40270170030002	1006 Arnold Ave E	Port Orchard	SFR	06/12/2023	\$275,000.00
37740120220007	1116 N Cambrian Ave	Bremerton	SFR	09/14/2023	\$275,000.00
40530010100004	520 Harrison Ave	Port Orchard	SFR	11/02/2023	\$277,000.00
56780000670000	910 NW Hogan Ln	Bremerton	SFR	07/27/2023	\$278,000.00
51740000120005	1221 NE Jasmine Ln	Bremerton	SFR	01/19/2024	\$280,000.00
42700000040001	36648 Hood Canal Dr NE	Hansville	SFR	05/04/2023	\$280,000.00
45550000120106	3035 Nipsic Ave NE	Bremerton	SFR	10/03/2023	\$282,000.00
49700000270007	7233 Stanford Ct NW	Bremerton	SFR	01/22/2024	\$285,000.00
22240140402005	602 S Marion Ave	Bremerton	SFR	05/26/2023	\$288,000.00
48000000080105	1422 SE Cedar Rd	Port Orchard	SFR	09/07/2023	\$288,600.00
37170030180002	1943 5th St	Bremerton	SFR	03/15/2024	\$289,000.00
40580090190003	914 Hull Ave	Port Orchard	SFR	11/30/2023	\$289,000.00
26240140442007	914 Taylor St	Port Orchard	SFR	05/18/2023	\$290,000.00
43150030030300	2910 NE Babcock St	Poulsbo	SFR	09/06/2023	\$290,000.00
46080060080304	4271 W Pleasant St	Port Orchard	SFR	05/22/2023	\$295,000.00
05240140852002	3420 NW Golf Club Rd	Bremerton	SFR	10/19/2023	\$295,000.00
45350000790002	13785 Chinook Cir NW	Bremerton	SFR	08/21/2023	\$297,000.00
37290000090005	3210 11th St	Bremerton	SFR	12/15/2023	\$298,619.00
02230121532007	2082 Sidney Ave	Port Orchard	SFR	02/22/2024	\$299,000.00
44740170120009	221 NW Nichols Ave	Bremerton	SFR	05/17/2023	\$299,000.00
37180190070000	862 Burwell St	Bremerton	SFR	09/20/2023	\$299,000.00
45020260390005	4139 W E St	Bremerton	SFR	06/14/2023	\$299,950.00
46050000070004	2519 NE Bonair Pl	Bremerton	SFR	01/22/2024	\$300,000.00
01240110081008	4792 Seabeck Hwy NW	Bremerton	SFR	01/31/2024	\$300,000.00
49520000840009	2885 NE 73rd St	Bremerton	SFR	01/31/2024	\$300,000.00
43600030080002	9319 NE Seaview Ave	Indianola	SFR	02/06/2024	\$300,000.00
37470020060101	1109 Cogean Ave	Bremerton	SFR	02/26/2024	\$300,000.00
29230210322004	10258 Olalla Valley Rd SE	Olalla	SFR	02/28/2024	\$300,000.00

Market Survey Results Kitsap County

29230210082004	10282 Olalla Valley Rd SE	Olalla	SFR	03/06/2024	\$300,000.00
45340001400008	4275 Kellum Ranch Rd NW	Bremerton	SFR	04/26/2023	\$300,000.00
45560000080309	2213 Soundview Ave NE	Bremerton	SFR	04/27/2023	\$300,000.00
32240130182003	4545 W Jarstad Dr	Bremerton	SFR	05/09/2023	\$300,000.00
44350000350006	5099 NW Eldorado Blvd	Bremerton	SFR	05/22/2023	\$300,000.00
15240110602005	1519 N Callow Ave	Bremerton	SFR	06/08/2023	\$300,000.00
07260230162003	3486 NE Lincoln Rd	Poulsbo	SFR	07/06/2023	\$300,000.00
15240110362006	1529 N Montgomery Ave	Bremerton	SFR	08/03/2023	\$300,000.00
39090020050007	1609 Hayward Ave	Bremerton	SFR	08/03/2023	\$300,000.00
47920000490007	4291 Aiken Rd SE	Port Orchard	SFR	08/22/2023	\$300,000.00
37010010010003	2429 N Lafayette Ave	Bremerton	SFR	08/25/2023	\$300,000.00
45670110300008	7425 E Van Buren St	Port Orchard	SFR	09/13/2023	\$300,000.00
42370000160009	174 NE Torval Canyon Rd	Poulsbo	SFR	09/20/2023	\$300,000.00
46000110110000	1125 S National Ave	Bremerton	SFR	09/20/2023	\$300,000.00
47330000390001	12750 Deer Crest Dr SW	Port Orchard	SFR	09/22/2023	\$300,000.00
05240141152006	3444 NW Golf Club Rd	Bremerton	SFR	09/26/2023	\$300,000.00
38110040140009	1245 8th St	Bremerton	SFR	10/10/2023	\$300,000.00
39300000020007	1318 Perry Ave	Bremerton	SFR	10/12/2023	\$300,000.00
45860000030001	1307 Trenton Ave	Bremerton	SFR	10/23/2023	\$300,000.00
49270000150005	6770 Corfu Blvd NE	Bremerton	SFR	11/15/2023	\$300,000.00
01230120452000	3534 Harris Rd SE	Port Orchard	SFR	11/20/2023	\$300,000.00
29270210282006	6260 NE Carlin Ct	Kingston	SFR	02/21/2024	\$301,200.00
43600480200001	9194 NE Park Ave	Indianola	SFR	07/31/2023	\$302,000.00
38100030290005	2334 7th St	Bremerton	SFR	02/29/2024	\$303,007.00
43860330100500	18511 4th Ave NE	Suquamish	SFR	12/14/2023	\$304,000.00
37060000150004	1810 13th St	Bremerton	SFR	01/17/2024	\$305,000.00
85420000020006	2455 Snyder Ave	Bremerton	SFR	03/22/2024	\$305,000.00
45460240070006	1014 Poindexter Ave	Bremerton	SFR	08/10/2023	\$305,000.00
49150002800007	550 NE Redbud Ln	Bremerton	SFR	02/20/2024	\$305,146.00
46000260390105	1549 Charleston Beach Rd W	Bremerton	SFR	07/13/2023	\$307,500.00
37710020100104	2715 24th St	Bremerton	SFR	07/06/2023	\$308,000.00
46150040200007	3216 SE Tamarack Dr	Port Orchard	SFR	10/31/2023	\$308,000.00
37950040030002	1409 4th St	Bremerton	SFR	01/19/2024	\$310,000.00
46170000230000	2087 Ponderosa Dr SE	Port Orchard	SFR	02/01/2024	\$310,000.00
32240111112003	3794 W Belfair Valley Rd	Bremerton	SFR	05/12/2023	\$310,000.00
22240230142008	2220 Colchester Dr E	Port Orchard	SFR	07/18/2023	\$310,000.00
35260240542000	14754 Sunrise Dr NE	Bainbridge Island	SFR	08/14/2023	\$310,000.00
45020070260000	4116 W M St	Bremerton	SFR	09/21/2023	\$310,000.00
37810000040005	635 Ford Ave	Bremerton	SFR	09/29/2023	\$310,000.00
45020030160001	4146 W N St	Bremerton	SFR	10/19/2023	\$310,000.00
43870110040008	6556 NE Pear St	Suquamish	SFR	10/03/2023	\$311,000.00
47810030010208	9540 SE Glendale St	Port Orchard	SFR	02/16/2024	\$315,000.00
37170060030002	1907 4th St	Bremerton	SFR	03/01/2024	\$315,000.00
45620000310005	2512 NE Barnett St	Bremerton	SFR	05/17/2023	\$315,000.00
37560000080002	814 8th St	Bremerton	SFR	06/28/2023	\$315,000.00
18250110412005	10981 Olympic View Rd NW	Silverdale	SFR	07/24/2023	\$315,000.00
20230240052000	9412 Olalla Valley Rd SE	Port Orchard	SFR	07/31/2023	\$315,000.00
14240121192005	1511 Olympic Ave	Bremerton	SFR	09/22/2023	\$315,000.00
45460030020005	1213 Oyster Bay Ave S	Bremerton	SFR	12/18/2023	\$315,000.00
40480030090001	1119 Tacoma Ave	Port Orchard	SFR	12/27/2023	\$316,000.00
08240121402006	3259 Northlake Way NW	Bremerton	SFR	02/21/2024	\$319,000.00
49150002230007	563 NE Conifer Dr	Bremerton	SFR	01/08/2024	\$320,000.00
44440000660007	482 NE Conifer Dr	Bremerton	SFR	05/15/2023	\$320,000.00
37850080130003	216 High Ave	Bremerton	SFR	06/29/2023	\$320,000.00
37590000180007	3201 17th St	Bremerton	SFR	09/25/2023	\$320,000.00

Market Survey Results Kitsap County

47360000220007	4530 Laguna Ln SE	Port Orchard	SFR	10/19/2023	\$320,000.00
37190020120107	1530 Lyle Ave	Bremerton	SFR	11/03/2023	\$320,000.00
37780030110005	102 Bloomington Ave	Bremerton	SFR	11/20/2023	\$320,000.00
43560010280008	18833 Augusta Ave NE	Suquamish	SFR	11/22/2023	\$320,000.00
45600040020004	119 Fern Ln W	Bremerton	SFR	09/05/2023	\$321,750.00
48190000040405	5501 SE Lake Valley Rd	Port Orchard	SFR	03/06/2024	\$325,000.00
16240130792009	5516 Harlow Dr	Bremerton	SFR	05/05/2023	\$325,000.00
51570000080002	5604 Wisteria Ln NE	Bremerton	SFR	07/06/2023	\$325,000.00
39530020100005	3236 Phillips Ave	Bremerton	SFR	07/13/2023	\$325,000.00
15240131852001	3603 Burwell St	Bremerton	SFR	07/15/2023	\$325,000.00
45020030020007	206 Bremerton Blvd W	Bremerton	SFR	10/24/2023	\$325,000.00
43940000020004	2043 NE Ridgewood Dr	Poulsbo	SFR	11/13/2023	\$325,000.00
43680000030005	16752 Delate Rd NE	Poulsbo	SFR	11/16/2023	\$325,000.00
37170030030009	1907 5th St	Bremerton	SFR	12/18/2023	\$325,000.00
44850000020004	2815 NE Athens Ct	Bremerton	SFR	12/28/2023	\$325,000.00
09230230102000	6622 SE King Rd	Port Orchard	SFR	10/30/2023	\$325,835.00
38060040270001	107 N Callow Ave	Bremerton	SFR	04/24/2023	\$327,000.00
26250230101009	19018 NW Stavis Bay Rd	Seabeck	SFR	02/23/2024	\$327,500.00
45560000240200	3020 E 19th St	Bremerton	SFR	02/09/2024	\$329,500.00
11240110432001	1022 Sheridan Rd	Bremerton	SFR	01/22/2024	\$330,000.00
44290120150003	5521 Fern Ave NE	Bremerton	SFR	02/23/2024	\$330,000.00
60010000290003	9365 Emerald Dr SE	Port Orchard	SFR	03/01/2024	\$330,000.00
39750000130109	1138 Hayward Ave	Bremerton	SFR	04/25/2023	\$330,000.00
37900110240007	316 S Hartford Ave	Bremerton	SFR	05/18/2023	\$330,000.00
16240110862004	1320 Shorewood Dr	Bremerton	SFR	08/17/2023	\$330,000.00
37060000200007	1315 Victoria Ave	Bremerton	SFR	08/17/2023	\$330,000.00
37860000110308	3321 NW Phinney Bay Dr	Bremerton	SFR	08/31/2023	\$330,000.00
44510000270005	5011 Brentridge Pl NE	Bremerton	SFR	09/15/2023	\$332,000.00
49960000210003	7686 Shilohwood Pl NW	Bremerton	SFR	09/25/2023	\$332,000.00
46070020100003	4252 Hawthorne Ave W	Bremerton	SFR	04/14/2023	\$333,500.00
37900130090002	347 S Yantic Ave	Bremerton	SFR	09/29/2023	\$334,500.00
47590000490008	6831 Long Lake Rd SE	Port Orchard	SFR	01/25/2024	\$335,000.00
15240110792004	1720 N Wycoff Ave	Bremerton	SFR	03/18/2024	\$335,000.00
43870120080309	6556 NE South St	Suquamish	SFR	05/01/2023	\$335,000.00
39680010050007	1134 Walnut St	Bremerton	SFR	05/15/2023	\$335,000.00
15240131542008	323 Dora Ave	Bremerton	SFR	05/16/2023	\$335,000.00
52940000680003	1330 NW Slate Ln	Silverdale	SFR	06/13/2023	\$335,000.00
45370110100009	849 Maple Ave E	Port Orchard	SFR	08/03/2023	\$335,000.00
37740110050000	1135 N Cambrian Ave	Bremerton	SFR	02/15/2024	\$337,000.00
22240140182003	839 S Summit Ave	Bremerton	SFR	03/08/2024	\$337,000.00
37380020010008	803 Cogean Ave	Bremerton	SFR	05/05/2023	\$337,500.00
52480000240003	5213 Brady Pl SE	Port Orchard	SFR	10/19/2023	\$339,000.00
11240110552006	2909 Eagle Ave	Bremerton	SFR	05/25/2023	\$339,900.00
15240112162008	1302 N Montgomery Ave	Bremerton	SFR	02/23/2024	\$340,000.00
37900110090006	321 S Summit Ave	Bremerton	SFR	03/01/2024	\$340,000.00
43880070350008	6489 NE Prospect St	Suquamish	SFR	03/01/2024	\$340,000.00
30240240102000	4073 SE Harriet St	Port Orchard	SFR	05/18/2023	\$340,000.00
15240111492000	1130 N Callow Ave	Bremerton	SFR	07/18/2023	\$340,000.00
37860000030407	2142 E Phinney Bay Dr	Bremerton	SFR	08/01/2023	\$340,000.00
37290000220008	907 Wilbert Ave	Bremerton	SFR	09/19/2023	\$340,000.00
50540000440002	13151 Lakeridge Cir NW	Silverdale	SFR	09/25/2023	\$340,000.00
47270000040000	1935 Lincoln Ave SE	Port Orchard	SFR	09/29/2023	\$340,000.00
45020170030006	528 Bremerton Blvd W	Bremerton	SFR	10/02/2023	\$340,000.00
47790020030004	3542 Green Tree Dr SE	Port Orchard	SFR	10/10/2023	\$340,000.00
10240131662009	4233 Kelly Rd	Bremerton	SFR	12/20/2023	\$340,000.00

Market Survey Results Kitsap County

51330000500008	9674 Topsail Pl NW	Silverdale	SFR	10/12/2023	\$340,500.00
43020000120003	25963 NW Circle Dr S	Poulsbo	SFR	10/30/2023	\$342,000.00
15240120662007	1523 Morgan Rd NW	Bremerton	SFR	01/11/2024	\$343,000.00
56780000080002	885 NW Highgarden Dr	Bremerton	SFR	12/14/2023	\$344,303.00
52550000170002	1301 NW Slate Ln	Silverdale	SFR	01/16/2024	\$345,000.00
37170050370004	1708 Burwell St	Bremerton	SFR	02/20/2024	\$345,000.00
30240241122007	4708 SE Horstman Rd	Port Orchard	SFR	03/13/2024	\$345,000.00
14240121922005	2140 11th St	Bremerton	SFR	06/02/2023	\$345,000.00
01230120332004	2395 SE Salmonberry Rd	Port Orchard	SFR	08/22/2023	\$345,000.00
37630000010109	1337 Elizabeth Ave	Bremerton	SFR	03/12/2024	\$346,000.00
10240140472002	2431 Snyder Ave	Bremerton	SFR	12/07/2023	\$346,000.00
17250140172000	3825 NW Anderson Hill Rd	Silverdale	SFR	12/06/2023	\$346,778.00
12240110072004	3015 Trenton Ave NE	Bremerton	SFR	09/20/2023	\$347,000.00
46000260520008	1615 Charleston Beach Rd W	Bremerton	SFR	05/31/2023	\$348,500.00
38060040280000	111 N Callow Ave	Bremerton	SFR	01/25/2024	\$349,000.00
45360060050007	1270 Retsil Rd E	Port Orchard	SFR	05/16/2023	\$349,950.00
45020050090005	4238 W Arsenal Way	Bremerton	SFR	09/13/2023	\$349,950.00
19240230362007	1695 Beach Dr E	Port Orchard	SFR	01/09/2024	\$350,000.00
46000110250004	1136 Evans Ave W	Bremerton	SFR	02/07/2024	\$350,000.00
46480020010401	2883 Banner Rd SE	Port Orchard	SFR	03/06/2024	\$350,000.00
46000230240000	3738 Laurel Pl	Bremerton	SFR	05/05/2023	\$350,000.00
39790000430000	4111 Bledsoe Ave	Bremerton	SFR	06/01/2023	\$350,000.00
46820000030707	2132 NE Bellpark Dr	Bremerton	SFR	06/09/2023	\$350,000.00
47460000070004	3325 SE Emelia Ln	Port Orchard	SFR	06/13/2023	\$350,000.00
40650010050009	616 Hull Ave	Port Orchard	SFR	06/15/2023	\$350,000.00
37670020190101	2406 11th St	Bremerton	SFR	06/27/2023	\$350,000.00
21240120922007	733 Eden Rd W	Bremerton	SFR	06/29/2023	\$350,000.00
46000010060107	3609 Preble St	Bremerton	SFR	07/13/2023	\$350,000.00
05260210282005	5599 NE Fox Glove Ln	Poulsbo	SFR	08/17/2023	\$350,000.00
01240110082006	4446 Forest Dr NE	Bremerton	SFR	09/07/2023	\$350,000.00
37340090130003	624 N Montgomery Ave	Bremerton	SFR	09/20/2023	\$350,000.00
46000270070309	1643 Charleston Beach Rd W	Bremerton	SFR	10/02/2023	\$350,000.00
39540000410001	3007 Robin Ave	Bremerton	SFR	11/15/2023	\$350,000.00
01240121072004	3816 Almira Dr	Bremerton	SFR	06/26/2023	\$352,000.00
10240130472004	1910 Rocky Point Rd NW	Bremerton	SFR	03/29/2024	\$352,500.00
60240000180009	7420 Glacier Ridge Pl SE	Port Orchard	SFR	01/19/2024	\$352,800.00
50540000740005	13218 Lakeridge Cir NW	Silverdale	SFR	05/31/2023	\$354,000.00
46260040090009	1408 Price Rd	Bremerton	SFR	10/24/2023	\$354,000.00
37750000340304	1109 Marguerite Ave	Bremerton	SFR	05/10/2023	\$355,000.00
37550020050002	1315 Whitney Ave	Bremerton	SFR	06/06/2023	\$355,000.00
39530020220001	3211 Robin Ave	Bremerton	SFR	07/17/2023	\$355,000.00
39780000220006	4021 Gillette Ave	Bremerton	SFR	09/11/2023	\$355,000.00
44110000070206	5722 Pine Rd NE	Bremerton	SFR	11/02/2023	\$355,000.00
37740060210000	1518 N Cambrian Ave	Bremerton	SFR	11/09/2023	\$355,000.00
38070100180008	1926 6th St	Bremerton	SFR	12/12/2023	\$355,000.00
38070080030009	1929 8th St	Bremerton	SFR	02/29/2024	\$359,000.00
37170050190006	1745 4th St	Bremerton	SFR	03/06/2024	\$359,750.00
40540040050004	1442 Garrison Ave	Port Orchard	SFR	01/23/2024	\$359,950.00
37170070260003	1936 Gregory Way	Bremerton	SFR	02/14/2024	\$360,000.00
39820000060109	1008 Pearl St	Bremerton	SFR	02/15/2024	\$360,000.00
45680040040004	7035 SE Grant St	Port Orchard	SFR	03/28/2024	\$360,000.00
40560010100001	1241 Sherman Ave	Port Orchard	SFR	04/07/2023	\$360,000.00
47980090060003	867 SW Shannon Dr	Port Orchard	SFR	05/19/2023	\$360,000.00
50540000600001	13156 Lakeridge Cir NW	Silverdale	SFR	05/25/2023	\$360,000.00
46620000030107	2126 NE Warner St	Bremerton	SFR	06/26/2023	\$360,000.00

Market Survey Results Kitsap County

24250120172005	1750 NE Sipes Ln	Bremerton	SFR	07/14/2023	\$360,000.00
37460030010006	1149 Hewitt Ave	Bremerton	SFR	08/14/2023	\$360,000.00
46130000100009	3221 Forest Dr NE	Bremerton	SFR	08/28/2023	\$360,000.00
37900020100002	517 S Hartford Ave	Bremerton	SFR	11/13/2023	\$360,000.00
45890000120007	2518 NE Franklin St	Bremerton	SFR	11/17/2023	\$360,000.00
49500000110009	7855 NE Hackamore Ct	Bremerton	SFR	12/15/2023	\$360,000.00
40470020100407	515 Forest Park St	Port Orchard	SFR	08/29/2023	\$361,000.00
40290050150001	713 Hull Ave	Port Orchard	SFR	11/13/2023	\$361,000.00
46320000200004	2608 Trenton Ave NE	Bremerton	SFR	06/30/2023	\$362,000.00
13230140252006	8001 Van Decar Rd SE	Port Orchard	SFR	09/27/2023	\$362,000.00
38030000060007	1109 Pacific Ave	Bremerton	SFR	10/17/2023	\$364,000.00
56000000070006	2057 SE Polar Star Way	Port Orchard	SFR	01/26/2024	\$365,000.00
34250110402006	6012 Nora St NW	Bremerton	SFR	02/16/2024	\$365,000.00
37460020020007	1143 Pennsylvania Ave	Bremerton	SFR	04/14/2023	\$365,000.00
39530020050002	3314 Phillips Ave	Bremerton	SFR	05/02/2023	\$365,000.00
52650000080001	1608 Arvon Ave	Bremerton	SFR	06/02/2023	\$365,000.00
37990090120006	1227 10th St	Bremerton	SFR	06/05/2023	\$365,000.00
56000000090004	2081 SE Polar Star Way	Port Orchard	SFR	06/08/2023	\$365,000.00
32240110392002	3677 Solid Ln W	Bremerton	SFR	07/12/2023	\$365,000.00
37970140170003	1120 Veneta Ave	Bremerton	SFR	08/31/2023	\$365,000.00
56000000080005	2069 SE Polar Star Way	Port Orchard	SFR	09/29/2023	\$365,000.00
52940000520001	1319 NW Slate Ln	Silverdale	SFR	10/05/2023	\$365,000.00
45810150030103	2702 Maryland Way E	Port Orchard	SFR	10/13/2023	\$365,000.00
46000100140009	3733 W D St	Bremerton	SFR	10/25/2023	\$365,000.00
54420000640008	131 NE Tucannon Ct	Bremerton	SFR	11/09/2023	\$365,000.00
55700000350008	4512 Abalone St	Bremerton	SFR	12/06/2023	\$365,000.00
46000110060007	1115 S National Ave	Bremerton	SFR	12/29/2023	\$365,000.00
43030001010004	26573 Lofall Rd NW	Poulsbo	SFR	08/07/2023	\$365,100.00
45670120200008	7234 E Manchester Ct	Port Orchard	SFR	04/14/2023	\$366,750.00
45020060050205	4137 W N St	Bremerton	SFR	04/26/2023	\$368,000.00
10240130682008	2130 Rocky Point Rd NW	Bremerton	SFR	05/02/2023	\$368,000.00
55340000180004	3311 New Hope Cir	Bremerton	SFR	06/30/2023	\$368,000.00
39590000180005	293 Bristlecone Dr	Bremerton	SFR	11/17/2023	\$368,000.00
50050000040000	6470 NE Bell St	Suquamish	SFR	08/15/2023	\$369,000.00
11240110442000	1018 Sheridan Rd	Bremerton	SFR	10/12/2023	\$369,000.00
55060000790004	1140 Megan Ct E	Port Orchard	SFR	06/23/2023	\$369,500.00
38110040090006	1229 8th St	Bremerton	SFR	09/19/2023	\$369,950.00
52550000190000	1301 NW Slate Ln	Silverdale	SFR	01/12/2024	\$370,000.00
46980010140001	7262 E Taylor St	Port Orchard	SFR	01/17/2024	\$370,000.00
48080060190002	3101 SE Calaveras St	Port Orchard	SFR	03/18/2024	\$370,000.00
37750000020005	1719 15th St	Bremerton	SFR	03/29/2024	\$370,000.00
38110040290101	709 Chester Ave	Bremerton	SFR	06/27/2023	\$370,000.00
53020000130009	1998 NE Green Glen Ln	Bremerton	SFR	06/30/2023	\$370,000.00
26240130052006	231 SW Wilkins Dr	Port Orchard	SFR	07/20/2023	\$370,000.00
05240141102001	3485 Dyes Inlet Rd NW	Bremerton	SFR	07/26/2023	\$370,000.00
39530020310000	3249 Birch Ave	Bremerton	SFR	08/15/2023	\$370,000.00
26230140192009	285 SE Rim Ln	Port Orchard	SFR	08/18/2023	\$370,000.00
37470020070001	1103 Cogean Ave	Bremerton	SFR	08/18/2023	\$370,000.00
10240140892001	2616 19th St	Bremerton	SFR	10/31/2023	\$371,000.00
37740020010003	1747 N Cambrian Ave	Bremerton	SFR	04/07/2023	\$372,000.00
04230110672002	3803 Anderson Hill Rd SW	Bremerton	SFR	01/04/2024	\$372,999.00
15240111532003	1114 N Callow Ave	Bremerton	SFR	06/09/2023	\$374,950.00
02230120322004	308 Goldenrod St	Port Orchard	SFR	02/16/2024	\$375,000.00
10240130922008	1833 Jackson Dr NW	Bremerton	SFR	02/20/2024	\$375,000.00
44290140140000	5410 Sunrise Ter NE	Bremerton	SFR	02/27/2024	\$375,000.00

Market Survey Results Kitsap County

30250230722006	6548 East Blvd NE	Bremerton	SFR	04/27/2023	\$375,000.00
4521000030009	3250 North Mission Rd W	Bremerton	SFR	05/11/2023	\$375,000.00
45080010170008	130 Broad St W	Bremerton	SFR	05/31/2023	\$375,000.00
12240141192003	2100 Nipsic Ave	Bremerton	SFR	06/14/2023	\$375,000.00
15240120802009	1315 Morgan Rd NW	Bremerton	SFR	06/15/2023	\$375,000.00
55060000670008	1120 California Ave E	Port Orchard	SFR	07/06/2023	\$375,000.00
02240140342007	3513 Gillette Ave	Bremerton	SFR	07/10/2023	\$375,000.00
47570070170003	1568 SE Oregon St	Port Orchard	SFR	07/13/2023	\$375,000.00
5369000070007	1043 E Broad St	Bremerton	SFR	07/17/2023	\$375,000.00
37170050170008	1741 4th St	Bremerton	SFR	07/21/2023	\$375,000.00
53690000340004	3982 Broadmoor Loop	Bremerton	SFR	08/04/2023	\$375,000.00
32240111042002	3590 W Belfair Valley Rd	Bremerton	SFR	09/29/2023	\$375,000.00
48030000150004	4827 Dana Dr SE	Port Orchard	SFR	11/30/2023	\$375,000.00
08240120252006	3088 Northlake Way NW	Bremerton	SFR	12/07/2023	\$375,000.00
46190000350004	2382 Red Spruce Dr SE	Port Orchard	SFR	12/11/2023	\$375,000.00
39570000510005	3867 NE Pinecone Dr	Bremerton	SFR	12/18/2023	\$375,000.00
37200030050002	2447 N Wycoff Ave	Bremerton	SFR	12/28/2023	\$375,000.00
03240131312000	3118 Rocky Point Rd NW	Bremerton	SFR	12/29/2023	\$375,000.00
53080000030005	1280 Danskin Ln NW	Silverdale	SFR	07/26/2023	\$375,900.00
06230120302002	3920 Sunnyslope Rd SW	Port Orchard	SFR	06/30/2023	\$376,500.00
43870050120000	6692 NE Cedar St	Suquamish	SFR	06/01/2023	\$377,000.00
45350000350005	4060 Chinook Pl NW	Bremerton	SFR	12/11/2023	\$377,000.00
08240131122008	2353 Northlake Way NW	Bremerton	SFR	06/20/2023	\$377,900.00
45460280080105	1301 Poindexter Ave	Bremerton	SFR	01/31/2024	\$379,000.00
43880040340006	6695 NE Maple St	Suquamish	SFR	04/26/2023	\$379,000.00
50320000100009	2660 NE Coventry Pl	Bremerton	SFR	06/26/2023	\$379,000.00
18230220492006	6703 Phillips Rd SE	Port Orchard	SFR	08/31/2023	\$379,335.00
01230121762001	3321 Harris Rd SE	Port Orchard	SFR	01/29/2024	\$380,000.00
39520040030001	3215 Solie Ave	Bremerton	SFR	02/02/2024	\$380,000.00
37200020050004	2523 Veldee Ave	Bremerton	SFR	02/14/2024	\$380,000.00
11240130252009	1955 Rainier Ave	Bremerton	SFR	02/26/2024	\$380,000.00
02240111052007	635 NE Riddell Rd	Bremerton	SFR	03/08/2024	\$380,000.00
32230240122007	12591 Olalla Valley Rd SE	Olalla	SFR	05/22/2023	\$380,000.00
39530020230000	935 E 32nd St	Bremerton	SFR	05/31/2023	\$380,000.00
48770000230203	13664 Vintage Dr SW	Port Orchard	SFR	05/31/2023	\$380,000.00
43900040280307	18779 Harris Ave NE	Suquamish	SFR	06/28/2023	\$380,000.00
47980030040008	11343 Butler Ave SW	Port Orchard	SFR	07/06/2023	\$380,000.00
30240220582007	1273 Beach Dr E	Port Orchard	SFR	08/11/2023	\$380,000.00
45660090150002	7294 E Collins Rd	Port Orchard	SFR	08/16/2023	\$380,000.00
35260140022004	1355 NE Tagholm Rd	Poulsbo	SFR	08/25/2023	\$380,000.00
42600000190006	37194 Bay St NE	Hansville	SFR	09/20/2023	\$380,000.00
47550000010008	3782 Branson Dr SE	Port Orchard	SFR	10/02/2023	\$380,000.00
53690000220008	3957 Broadmoor Loop	Bremerton	SFR	11/28/2023	\$380,000.00
39720000180206	3529 Almira Dr	Bremerton	SFR	12/08/2023	\$380,000.00
46180000020004	2402 Lodgepole Dr SE	Port Orchard	SFR	06/26/2023	\$381,000.00
10240130542004	4203 NW Heather Ln	Bremerton	SFR	02/28/2024	\$382,000.00
38040040050207	1727 Elizabeth Ave	Bremerton	SFR	05/02/2023	\$382,000.00
46080060020102	4147 W Pleasant St	Port Orchard	SFR	08/31/2023	\$382,000.00
45320000320001	3588 This A Way NW	Bremerton	SFR	08/22/2023	\$382,500.00
39530020180007	924 Dibb St	Bremerton	SFR	09/06/2023	\$382,500.00
39300000060003	1323 Hayward Ave	Bremerton	SFR	04/27/2023	\$383,000.00
45350001220009	3916 NW Rainbow Ct	Bremerton	SFR	12/06/2023	\$383,000.00
55270000340003	352 NE Miramar Cir	Bremerton	SFR	06/28/2023	\$384,500.00
02230110612000	1089 SE Salmonberry Rd	Port Orchard	SFR	10/27/2023	\$384,600.00
39060000210004	2710 Holman St	Bremerton	SFR	01/03/2024	\$385,000.00

Market Survey Results Kitsap County

52050000310005	9100 Comfort Ln NW	Bremerton	SFR	01/19/2024	\$385,000.00
37550030020102	1335 Rainier Ave	Bremerton	SFR	02/12/2024	\$385,000.00
28240130272008	2708 Quarry St W	Bremerton	SFR	02/20/2024	\$385,000.00
45350001150008	13778 NW Coho Run	Bremerton	SFR	04/12/2023	\$385,000.00
37330030010001	345 N Cambrian Ave	Bremerton	SFR	04/21/2023	\$385,000.00
53660000020005	1137 NW Cloninger Ct	Silverdale	SFR	05/03/2023	\$385,000.00
37990120250005	1240 10th St	Bremerton	SFR	06/13/2023	\$385,000.00
60030000010003	2403 SE Converse Pl	Port Orchard	SFR	06/26/2023	\$385,000.00
43870180030004	6188 NE Center St	Suquamish	SFR	07/07/2023	\$385,000.00
39780000150005	722 Pearl St	Bremerton	SFR	07/13/2023	\$385,000.00
30240240042008	4111 SE Sweethome Ln	Port Orchard	SFR	07/21/2023	\$385,000.00
07240230342003	2234 Eastview Ave NE	Bremerton	SFR	07/24/2023	\$385,000.00
47790020180007	3313 SE Azalea Ave	Port Orchard	SFR	07/26/2023	\$385,000.00
39540000020008	944 E 31st St	Bremerton	SFR	08/31/2023	\$385,000.00
45170000210003	3060 Whisper Dr NW	Bremerton	SFR	10/16/2023	\$385,000.00
46140040370009	2824 Pine Cone Ct SE	Port Orchard	SFR	10/19/2023	\$385,000.00
05240140872000	3435 Lakehurst Dr NW	Bremerton	SFR	11/07/2023	\$385,000.00
52050000280000	9096 Comfort Ln NW	Bremerton	SFR	11/17/2023	\$385,000.00
52800000640003	1309 NW Summer Beach Ln	Silverdale	SFR	11/17/2023	\$385,000.00
50680000240000	855 NW Huckle Dr	Bremerton	SFR	11/30/2023	\$385,000.00
47980010130001	975 SW Circle Dr	Port Orchard	SFR	12/11/2023	\$385,000.00
49550000170008	13895 Crestview Cir NW	Silverdale	SFR	12/18/2023	\$385,000.00
37850080190007	1613 Burwell St	Bremerton	SFR	05/30/2023	\$385,950.00
53070000040005	119 NW Lopez Ln	Bremerton	SFR	01/26/2024	\$386,000.00
39650000600202	320 Willow St	Bremerton	SFR	06/14/2023	\$387,000.00
15240111082009	2516 11th St	Bremerton	SFR	02/06/2024	\$387,750.00
50330000130005	2669 NE Sheffield Pl	Bremerton	SFR	12/22/2023	\$388,000.00
43900050060003	18758 Harris Ave NE	Suquamish	SFR	06/30/2023	\$389,000.00
45680030010207	925 Nebraska St SE	Port Orchard	SFR	08/23/2023	\$389,000.00
47290000330003	3929 SE Conifer Park Dr	Port Orchard	SFR	12/20/2023	\$389,000.00
35250110182003	1025 NE McWilliams Rd	Bremerton	SFR	08/30/2023	\$389,900.00
53070000180009	82 NW Lopez Ln	Bremerton	SFR	01/23/2024	\$389,950.00
52180000160009	7330 Morning View Ave NE	Bremerton	SFR	02/07/2024	\$390,000.00
45880000030108	6208 Maple View Dr	Bremerton	SFR	02/08/2024	\$390,000.00
40470020100605	511 Forest Park St	Port Orchard	SFR	02/23/2024	\$390,000.00
47980100150000	11734 Carter Ave SW	Port Orchard	SFR	03/14/2024	\$390,000.00
37300000260001	4532 The Cedars	Bremerton	SFR	03/20/2024	\$390,000.00
45350001120001	3887 Brook Ln NW	Bremerton	SFR	04/07/2023	\$390,000.00
03240131022005	1017 NW Waters Edge Ln	Bremerton	SFR	04/19/2023	\$390,000.00
38180000420006	4447 Edgewood Dr	Bremerton	SFR	05/05/2023	\$390,000.00
35240130372007	438 Tremont St	Port Orchard	SFR	05/08/2023	\$390,000.00
15240121422005	1501 Rocky Point Rd NW	Bremerton	SFR	05/31/2023	\$390,000.00
38090000130002	2011 15th St	Bremerton	SFR	07/11/2023	\$390,000.00
46240490130000	4903 W Everett St	Bremerton	SFR	07/18/2023	\$390,000.00
46550020040002	2344 Trenton Ave NE	Bremerton	SFR	08/04/2023	\$390,000.00
55340000040000	3376 New Hope Cir	Bremerton	SFR	08/30/2023	\$390,000.00
01240140532004	2604 NE Denny St	Bremerton	SFR	09/26/2023	\$390,000.00
12230120582001	4878 Kerry Ln SE	Port Orchard	SFR	09/29/2023	\$390,000.00
37170100080009	1919 Gregory Way	Bremerton	SFR	12/29/2023	\$390,000.00
37670010190004	1103 Rainier Ave	Bremerton	SFR	03/11/2024	\$392,000.00
44210000060007	7009 Parkdale Dr NW	Bremerton	SFR	12/04/2023	\$392,000.00
55060000470003	7150 E Ramblewood Ct	Port Orchard	SFR	08/24/2023	\$393,000.00
26230130162004	10521 Fairview Blvd SW	Port Orchard	SFR	08/25/2023	\$393,000.00
15240131582004	335 Dora Ave	Bremerton	SFR	11/16/2023	\$393,000.00
55780000310004	7754 Kildare Loop NW	Silverdale	SFR	11/20/2023	\$393,000.00

Market Survey Results Kitsap County

06240220522003	4405 Fir Dr NE	Bremerton	SFR	11/15/2023	\$394,900.00
44720030250006	5077 Stingle St NW	Bremerton	SFR	01/05/2024	\$395,000.00
30240241992003	4264 SE Ness Ln	Port Orchard	SFR	01/12/2024	\$395,000.00
47050000170001	4592 SE Basswood Ln	Port Orchard	SFR	01/29/2024	\$395,000.00
55060000420008	7155 E Ramblewood Ct	Port Orchard	SFR	02/13/2024	\$395,000.00
44300140390008	12925 Cedar Ave NW	Poulsbo	SFR	02/21/2024	\$395,000.00
14240120352006	1538 Marguerite Ave	Bremerton	SFR	05/26/2023	\$395,000.00
37330040040006	348 N Cambrian Ave	Bremerton	SFR	07/18/2023	\$395,000.00
44300070050101	13134 Dogwood Ave NW	Poulsbo	SFR	07/21/2023	\$395,000.00
38110020080001	1523 7th St	Bremerton	SFR	08/03/2023	\$395,000.00
43730050040006	22235 Sea Vista NE	Poulsbo	SFR	08/21/2023	\$395,000.00
43880030080109	6726 NE Columbia St	Suquamish	SFR	09/21/2023	\$395,000.00
54400000110004	11592 Foothills Pl NW	Silverdale	SFR	10/02/2023	\$395,000.00
37300000190109	4519 The Cedars	Bremerton	SFR	10/26/2023	\$395,000.00
44190000190006	6421 Tracyton Blvd NW	Bremerton	SFR	01/02/2024	\$395,500.00
54420000430004	6518 Newaukum Pl NE	Bremerton	SFR	05/25/2023	\$395,500.00
55270000870009	341 NE Miramar Cir	Bremerton	SFR	05/03/2023	\$396,000.00
48340000030001	5009 Brasch Rd SE	Port Orchard	SFR	09/21/2023	\$396,500.00
55600000020009	397 Livingstone Ct	Bremerton	SFR	02/27/2024	\$397,000.00
55400000540001	4690 Strathmore Cir SW	Port Orchard	SFR	02/28/2024	\$397,000.00
46210000110107	3330 NE Trudi Ct	Bremerton	SFR	08/29/2023	\$397,000.00
44250020070008	1293 NE Vena Ave	Bremerton	SFR	10/05/2023	\$397,000.00
47980070010002	11265 Fry Ave SW	Port Orchard	SFR	05/01/2023	\$397,500.00
39230010060000	1119 Jacobsen Blvd	Bremerton	SFR	04/21/2023	\$398,000.00
47980120170004	11822 Elder Ave SW	Port Orchard	SFR	06/16/2023	\$398,000.00
51780000170006	943 NE Winston Dr	Bremerton	SFR	08/18/2023	\$398,000.00
39780000260002	723 Wallin St	Bremerton	SFR	01/12/2024	\$399,000.00
43870120110106	6538 NE South St	Suquamish	SFR	01/31/2024	\$399,000.00
37520020160002	2111 8th St	Bremerton	SFR	02/09/2024	\$399,000.00
44740220110000	4964 Johnson St NW	Bremerton	SFR	03/25/2024	\$399,000.00
45680130010107	1425 Nebraska St SE	Port Orchard	SFR	05/15/2023	\$399,000.00
06230120212003	3851 Sunnyslope Rd SW	Port Orchard	SFR	07/12/2023	\$399,000.00
53070000100007	100 NW Lopez Ln	Bremerton	SFR	08/16/2023	\$399,000.00
53070000050004	125 NW Lopez Ln	Bremerton	SFR	10/03/2023	\$399,000.00
45660090160001	7284 E Collins Rd	Port Orchard	SFR	10/10/2023	\$399,000.00
39000040070000	2905 NE Alder St	Bremerton	SFR	01/19/2024	\$399,900.00
46980010040003	7356 E Taylor St	Port Orchard	SFR	03/08/2024	\$399,900.00
55620000060003	1276 SE Casandra Loop	Port Orchard	SFR	03/13/2024	\$399,900.00
47980120260003	650 SW View Dr	Port Orchard	SFR	10/20/2023	\$399,950.00
47980080180001	11433 Gable Ave SW	Port Orchard	SFR	12/08/2023	\$399,950.00
45580000240000	6005 Lind Dr	Bremerton	SFR	04/11/2023	\$399,999.00
54420000240007	6308 Alexis Dr NE	Bremerton	SFR	12/11/2023	\$399,999.00
37970230140007	712 Pennsylvania Ave	Bremerton	SFR	02/12/2024	\$400,000.00
37740050030004	1543 N Cambrian Ave	Bremerton	SFR	02/22/2024	\$400,000.00
53190000070008	1299 NW Amanda Loop	Silverdale	SFR	02/27/2024	\$400,000.00
53690000370001	3988 Broadmoor Loop	Bremerton	SFR	03/11/2024	\$400,000.00
37740050250008	1536 N Lafayette Ave	Bremerton	SFR	04/20/2023	\$400,000.00
01240110612000	4201 Robinson Rd NE	Bremerton	SFR	05/02/2023	\$400,000.00
39550010090008	3314 Solie Ave	Bremerton	SFR	05/24/2023	\$400,000.00
45810150120201	3687 Nevada Ave E	Port Orchard	SFR	05/31/2023	\$400,000.00
46000110270002	1132 Evans Ave W	Bremerton	SFR	06/02/2023	\$400,000.00
52050000080004	914 NW Leisure Ln	Bremerton	SFR	06/02/2023	\$400,000.00
43730020280005	7800 NE Harborview Dr	Poulsbo	SFR	06/20/2023	\$400,000.00
47270000150106	2340 Eisenhower Ave SE	Port Orchard	SFR	06/23/2023	\$400,000.00
02270220422007	9473 NE Shipping Ln	Kingston	SFR	07/17/2023	\$400,000.00

Market Survey Results Kitsap County

4625000020104	2625 Harold Dr SE	Port Orchard	SFR	07/24/2023	\$400,000.00
52560000850008	6947 Troy Ln NE	Bremerton	SFR	07/26/2023	\$400,000.00
37950030080009	1225 4th St	Bremerton	SFR	07/27/2023	\$400,000.00
40270100110007	288 Decatur Ave	Port Orchard	SFR	08/23/2023	\$400,000.00
52050000230005	9087 Comfort Ln NW	Bremerton	SFR	09/21/2023	\$400,000.00
20240210042006	2738 Woods Rd E	Port Orchard	SFR	10/18/2023	\$400,000.00
42210000020003	18644 11th Ave NE	Poulsbo	SFR	11/01/2023	\$400,000.00
44520020210006	5230 Hansberry St NW	Bremerton	SFR	11/07/2023	\$400,000.00
55270000830003	317 NE Miramar Cir	Bremerton	SFR	11/13/2023	\$400,000.00
55700000260009	4529 Abalone St	Bremerton	SFR	11/17/2023	\$400,000.00
55250000140009	2125 Indigo Pointe Pl	Port Orchard	SFR	11/27/2023	\$401,000.00
45590070010209	356 W Tahuyeh Dr	Bremerton	SFR	06/16/2023	\$401,500.00
49790000100007	1108 NE Regal Ct	Bremerton	SFR	03/15/2024	\$402,500.00
45660100080009	7450 E Harrison St	Port Orchard	SFR	11/20/2023	\$403,500.00
45880000030207	6206 Maple View Dr	Bremerton	SFR	09/22/2023	\$404,000.00
35240120642005	1037 Hull Ave	Port Orchard	SFR	04/19/2023	\$404,950.00
37900020140008	509 S Hartford Ave	Bremerton	SFR	01/02/2024	\$405,000.00
55100000370009	3001 Parkington Pl SE	Port Orchard	SFR	03/25/2024	\$405,000.00
37990120350003	1218 10th St	Bremerton	SFR	05/22/2023	\$405,000.00
47920000030001	3668 SE Salmonberry Rd	Port Orchard	SFR	06/27/2023	\$405,000.00
38110030160207	1540 7th St	Bremerton	SFR	08/21/2023	\$405,000.00
12240141042000	2015 Trenton Ave	Bremerton	SFR	08/28/2023	\$405,000.00
43030000050001	2290 NW Clinton Ave	Poulsbo	SFR	10/06/2023	\$405,000.00
21240120172009	215 Sunnyhill Rd W	Bremerton	SFR	02/23/2024	\$406,000.00
44840000180007	10590 NW Contact Ct	Silverdale	SFR	06/05/2023	\$406,000.00
10250140162008	200 NW Sigurd Hanson Rd	Poulsbo	SFR	06/07/2023	\$406,000.00
39810000950003	921 Hanford Ave	Bremerton	SFR	06/16/2023	\$406,000.00
45680030020107	985 Nebraska St SE	Port Orchard	SFR	07/10/2023	\$407,000.00
55320000580007	645 Rivenhurst St	Bremerton	SFR	11/07/2023	\$407,500.00
39830000040001	4213 West View Dr	Bremerton	SFR	11/03/2023	\$408,000.00
40560020090002	1229 Sherman Ave	Port Orchard	SFR	03/14/2024	\$409,000.00
44210000190002	7040 Woodlawn Dr NW	Bremerton	SFR	03/26/2024	\$409,000.00
39080000130002	2019 E 15th St	Bremerton	SFR	02/20/2024	\$409,900.00
46000090260007	3630 W C St	Bremerton	SFR	02/16/2024	\$410,000.00
56600001380005	2442 Zeeden Way	Bremerton	SFR	04/17/2023	\$410,000.00
45410000550002	2857 Greendale Dr SE	Port Orchard	SFR	04/26/2023	\$410,000.00
03250140252006	13331 Central Valley Rd NE	Poulsbo	SFR	05/19/2023	\$410,000.00
13240131192004	702 8th St	Bremerton	SFR	05/30/2023	\$410,000.00
45320000280007	3670 Longhorn Dr NW	Bremerton	SFR	06/21/2023	\$410,000.00
46430030030006	1032 Peru Ave E	Port Orchard	SFR	06/28/2023	\$410,000.00
43080003270007	5492 NE Gamblewood Rd	Kingston	SFR	07/13/2023	\$410,000.00
46040020040004	509 NE David Dr	Bremerton	SFR	07/17/2023	\$410,000.00
46700010010008	4123 NW Kennedy Dr	Bremerton	SFR	09/14/2023	\$410,000.00
54410000250007	5965 Turley Loop SE	Port Orchard	SFR	09/21/2023	\$410,000.00
46480030100101	3181 Banner Rd SE	Port Orchard	SFR	10/06/2023	\$410,000.00
13270120112002	29652 State Hwy 3 NE	Poulsbo	SFR	10/10/2023	\$410,000.00
45050000300006	4420 W Jarstad Dr	Bremerton	SFR	11/22/2023	\$410,000.00
45270010070007	2190 Joslin Ave SE	Port Orchard	SFR	11/28/2023	\$410,000.00
38110010220005	1228 6th St	Bremerton	SFR	08/30/2023	\$411,000.00
49460000400001	2893 NE 72nd St	Bremerton	SFR	09/12/2023	\$411,200.00
37190020260002	1334 Carr Blvd	Bremerton	SFR	09/12/2023	\$411,600.00
47540000340000	2975 SE Alson Ct	Port Orchard	SFR	05/25/2023	\$412,000.00
15240121382001	1515 Rocky Point Rd NW	Bremerton	SFR	08/31/2023	\$412,000.00
47930000120108	2461 SE Lori Linda Ct	Port Orchard	SFR	11/15/2023	\$412,000.00
45660100070000	7472 E Harrison St	Port Orchard	SFR	07/31/2023	\$412,500.00

Market Survey Results Kitsap County

47940000310005	3719 Rhapsody Dr SE	Port Orchard	SFR	12/22/2023	\$412,500.00
45350000670006	3800 Chum Ln NW	Bremerton	SFR	08/04/2023	\$413,000.00
55620000250000	1318 SE Casandra Loop	Port Orchard	SFR	11/13/2023	\$414,000.00
44870000070007	847 NE Michelle Ct	Bremerton	SFR	04/21/2023	\$414,100.00
42450000220001	19598 2nd Ave NE	Poulsbo	SFR	01/05/2024	\$415,000.00
46180000100004	2564 Lodgepole Dr SE	Port Orchard	SFR	01/16/2024	\$415,000.00
56600001220003	2437 Schley Blvd	Bremerton	SFR	01/26/2024	\$415,000.00
40380010030409	1451 Starlet Ln	Port Orchard	SFR	02/22/2024	\$415,000.00
46080090010008	4201 W Alder St	Port Orchard	SFR	02/29/2024	\$415,000.00
39070000110005	2116 Brewster Pl	Bremerton	SFR	03/05/2024	\$415,000.00
44070000030008	9912 Olson Rd NW	Bremerton	SFR	04/17/2023	\$415,000.00
55150000270006	7821 E Van Buren St	Port Orchard	SFR	04/27/2023	\$415,000.00
55570000200002	2308 SE Abernathy Ct	Port Orchard	SFR	05/03/2023	\$415,000.00
46260020090003	1122 Dorothy Ave NW	Bremerton	SFR	05/25/2023	\$415,000.00
20240210502009	2856 Woods Rd E	Port Orchard	SFR	05/31/2023	\$415,000.00
45830110050009	7560 E Grandview St	Port Orchard	SFR	05/31/2023	\$415,000.00
45020010260003	4232 O St	Bremerton	SFR	06/23/2023	\$415,000.00
53570000210003	1561 NW Seasons Ln	Silverdale	SFR	06/26/2023	\$415,000.00
35260140452003	861 NE State Hwy 308	Poulsbo	SFR	06/29/2023	\$415,000.00
21250110512007	1943 NW Bucklin Hill Rd	Bremerton	SFR	07/28/2023	\$415,000.00
46110020070002	2332 Evergreen Ave SE	Port Orchard	SFR	08/14/2023	\$415,000.00
50220000900004	7593 Falcon Pl NE	Bremerton	SFR	08/15/2023	\$415,000.00
47980010110003	1001 SW View Dr	Port Orchard	SFR	08/21/2023	\$415,000.00
40500000080003	102 Shamrock Ln	Port Orchard	SFR	09/07/2023	\$415,000.00
01240140812000	2522 NE Dodge St	Bremerton	SFR	09/26/2023	\$415,000.00
37810000260009	641 N Summit Ave	Bremerton	SFR	10/05/2023	\$415,000.00
39680080090008	2711 Maple St	Bremerton	SFR	10/06/2023	\$415,000.00
45340000940004	4490 Big Beef Crossing NW	Bremerton	SFR	10/10/2023	\$415,000.00
49200000750009	6811 Helena Dr NE	Bremerton	SFR	10/20/2023	\$415,000.00
54400000020005	11602 Breckenridge Ln NW	Silverdale	SFR	10/31/2023	\$415,000.00
47500000260004	11814 Alpine Dr SW	Port Orchard	SFR	11/17/2023	\$415,000.00
45350000800009	13811 NW Dolly Varden Ln	Bremerton	SFR	09/05/2023	\$415,700.00
39590000040001	258 Sugar Pine Dr	Bremerton	SFR	09/28/2023	\$416,000.00
22240120262007	3724 W Arsenal Way	Bremerton	SFR	02/14/2024	\$417,000.00
16240111252007	1108 Brentwood Dr	Bremerton	SFR	05/08/2023	\$417,000.00
10220120232006	1037 SW Spruce Rd	Port Orchard	SFR	11/03/2023	\$417,000.00
14240230201002	18873 NW Starwood Ln	Seabeck	SFR	10/20/2023	\$417,310.00
56190000520009	22213 Jordy Pl NE	Poulsbo	SFR	12/08/2023	\$418,000.00
33240240172000	2985 SE Larksprings Ln	Port Orchard	SFR	10/31/2023	\$419,000.00
15240122122000	1105 Lower Marine Dr	Bremerton	SFR	11/22/2023	\$419,000.00
45800260020003	7063 E Dakota St	Port Orchard	SFR	12/20/2023	\$419,000.00
47980070070006	11431 Fry Ave SW	Port Orchard	SFR	07/31/2023	\$419,500.00
01230140182009	1825 SE Vale Rd	Port Orchard	SFR	03/18/2024	\$420,000.00
47050000030007	2169 Ponderosa Dr SE	Port Orchard	SFR	04/04/2023	\$420,000.00
10240121172001	4123 NW 29th St	Bremerton	SFR	04/12/2023	\$420,000.00
49670000370000	1265 NW Tibardis Ct	Bremerton	SFR	04/21/2023	\$420,000.00
55400000630000	4744 Strathmore Cir SW	Port Orchard	SFR	05/15/2023	\$420,000.00
23260121082005	18785 Ness Pl NE	Poulsbo	SFR	05/24/2023	\$420,000.00
53480000120006	7512 Carnival Pl NW	Bremerton	SFR	06/13/2023	\$420,000.00
60120000270002	481 SW Littletree Cir	Port Orchard	SFR	06/16/2023	\$420,000.00
44820001190007	392 NE Conifer Dr	Bremerton	SFR	07/27/2023	\$420,000.00
39530020300001	3243 Birch Ave	Bremerton	SFR	08/10/2023	\$420,000.00
49920000620007	7477 Blackbird Dr NE	Bremerton	SFR	10/16/2023	\$420,000.00
45170000170009	2980 Whisper Dr NW	Bremerton	SFR	11/20/2023	\$420,000.00
44440000510004	7749 Buckthorn Dr NE	Bremerton	SFR	08/31/2023	\$420,500.00

Market Survey Results Kitsap County

5540000550000	4696 Strathmore Cir SW	Port Orchard	SFR	06/02/2023	\$422,000.00
39520010140004	1108 E 33rd St	Bremerton	SFR	02/08/2024	\$424,000.00
37780050110000	102 Arvon Ave	Bremerton	SFR	02/28/2024	\$424,000.00
02240140302001	3523 Gillette Ave	Bremerton	SFR	06/13/2023	\$424,000.00
53820001430005	5744 Sunflower Ln NE	Bremerton	SFR	12/20/2023	\$424,000.00
40430010030006	1126 West Ave	Port Orchard	SFR	07/20/2023	\$424,500.00
39530020250008	923 E 32nd St	Bremerton	SFR	10/06/2023	\$424,900.00
46000050320205	3618 W E St	Bremerton	SFR	01/31/2024	\$425,000.00
47410000070009	3860 Celeste Ct SE	Port Orchard	SFR	03/08/2024	\$425,000.00
43880080210002	6420 NE Maple St	Suquamish	SFR	03/20/2024	\$425,000.00
43870150070006	6232 NE Center St	Suquamish	SFR	03/27/2024	\$425,000.00
37870000132301	3125 13th St	Bremerton	SFR	04/10/2023	\$425,000.00
43880110010000	18881 Brockton Ave NE	Suquamish	SFR	04/14/2023	\$425,000.00
13240110032007	1741 Trenton Ave	Bremerton	SFR	05/05/2023	\$425,000.00
49400000970009	2970 Aegean Blvd NE	Bremerton	SFR	05/08/2023	\$425,000.00
48210000330000	4549 SE Firmont Dr	Port Orchard	SFR	05/26/2023	\$425,000.00
49300002980008	687 NE Conifer Dr	Bremerton	SFR	05/30/2023	\$425,000.00
55460000280008	4891 Bowwood Cir NE	Bremerton	SFR	06/09/2023	\$425,000.00
42670000200006	4972 NE Hemlock Ln	Hansville	SFR	06/13/2023	\$425,000.00
37290000600001	913 Ford Ave	Bremerton	SFR	06/29/2023	\$425,000.00
45350001060009	4039 Brook Ln NW	Bremerton	SFR	08/10/2023	\$425,000.00
37320030060007	112 S Cambrian Ave	Bremerton	SFR	08/11/2023	\$425,000.00
47890020040001	5510 SE Ravenridge Ct	Port Orchard	SFR	08/15/2023	\$425,000.00
47980120180003	11792 Elder Ave SW	Port Orchard	SFR	09/01/2023	\$425,000.00
04230140082008	4189 Anderson Hill Rd SW	Port Orchard	SFR	09/07/2023	\$425,000.00
47580000230009	3757 Briarwood Dr SE	Port Orchard	SFR	09/11/2023	\$425,000.00
55460000340000	4927 Bowwood Cir NE	Bremerton	SFR	09/19/2023	\$425,000.00
49430001570003	6980 Aegean Blvd NE	Bremerton	SFR	09/21/2023	\$425,000.00
37430050110002	814 Chester Ave	Bremerton	SFR	10/06/2023	\$425,000.00
48420000290001	1810 SE Vale Rd	Port Orchard	SFR	11/03/2023	\$425,000.00
54420000310008	6294 Sol Duc Dr NE	Bremerton	SFR	11/03/2023	\$425,000.00
12230140262006	5866 Brasch Rd SE	Port Orchard	SFR	11/06/2023	\$425,000.00
51100000110003	1456 NW Lakehill Cir	Silverdale	SFR	11/09/2023	\$425,000.00
07240140392007	2067 Northlake Way NW	Bremerton	SFR	03/20/2024	\$426,000.00
39590000070008	251 Sugar Pine Dr	Bremerton	SFR	04/10/2023	\$426,000.00
16240140172002	917 Weslon Pl	Bremerton	SFR	05/16/2023	\$427,000.00
39720000520104	3603 Olympus Dr NE	Bremerton	SFR	06/01/2023	\$427,000.00
47540000100008	2844 SE Amelia Ct	Port Orchard	SFR	06/28/2023	\$427,000.00
43740020590006	22355 Wavecrest Ave NE	Poulsbo	SFR	08/29/2023	\$427,000.00
45670120190001	7240 E Manchester Ct	Port Orchard	SFR	08/31/2023	\$427,500.00
50780000030003	12733 Avante Dr NW	Silverdale	SFR	01/18/2024	\$428,000.00
52850000790001	10940 Tulip Pl NW	Silverdale	SFR	03/06/2024	\$428,000.00
44820001000008	430 NE Conifer Dr	Bremerton	SFR	01/26/2024	\$429,000.00
43100010460506	29460 Beach Dr NE	Poulsbo	SFR	06/28/2023	\$429,000.00
07240140742003	5089 NW David Rd	Bremerton	SFR	07/31/2023	\$429,000.00
16240110282005	1819 S Marine Dr	Bremerton	SFR	01/30/2024	\$429,900.00
43870180120003	6116 NE Center St	Suquamish	SFR	01/02/2024	\$430,000.00
08240131582003	1923 Deville Dr NW	Bremerton	SFR	01/10/2024	\$430,000.00
53820001520003	1119 NE Beaumont Ln	Bremerton	SFR	02/15/2024	\$430,000.00
44290120040006	5645 Fern Ave NE	Bremerton	SFR	05/24/2023	\$430,000.00
39810000810009	812 Hanford Ave	Bremerton	SFR	06/27/2023	\$430,000.00
56780000090001	802 NW Highgarden Dr	Bremerton	SFR	06/28/2023	\$430,000.00
55040000040006	3217 SE Devonshire Pl	Port Orchard	SFR	07/07/2023	\$430,000.00
38020030160000	1330 Elizabeth Ave	Bremerton	SFR	07/11/2023	\$430,000.00
39370010030007	1329 E Hope St	Bremerton	SFR	07/24/2023	\$430,000.00

Market Survey Results Kitsap County

15270240242000	29601 Rash Rd NE	Kingston	SFR	08/15/2023	\$430,000.00
55250000110002	2101 Indigo Pointe Pl	Port Orchard	SFR	08/23/2023	\$430,000.00
39250000170007	3207 Halverson Ave	Bremerton	SFR	09/20/2023	\$430,000.00
37740070020001	1343 N Wycoff Ave	Bremerton	SFR	10/06/2023	\$430,000.00
55300001020005	4244 Swift Ave SW	Port Orchard	SFR	10/11/2023	\$430,000.00
44520050150205	5390 Hansberry St NW	Bremerton	SFR	09/15/2023	\$430,375.00
39370030170007	1331 Worrall Dr	Bremerton	SFR	03/21/2024	\$430,500.00
45670110190102	1241 California Ave E	Port Orchard	SFR	02/09/2024	\$431,000.00
56270002870006	2389 Puget Sound Blvd	Bremerton	SFR	11/13/2023	\$431,189.00
12240140182005	2207 E 24th St	Bremerton	SFR	06/01/2023	\$432,500.00
46240420090001	2519 Viking St W	Bremerton	SFR	03/08/2024	\$434,950.00
56940000730002	6492 Langley Ave NE	Bremerton	SFR	04/13/2023	\$434,995.00
56940000760009	6489 Langley Ave NE	Bremerton	SFR	05/12/2023	\$434,995.00
53480000560003	325 NW Grandstand St	Bremerton	SFR	01/04/2024	\$435,000.00
49210000600002	7787 Diane Ct NE	Bremerton	SFR	02/27/2024	\$435,000.00
54080000210002	9635 Long Point Ln NW	Silverdale	SFR	02/29/2024	\$435,000.00
60110000210009	2600 SE Brookwood Dr	Port Orchard	SFR	04/11/2023	\$435,000.00
37170060070008	1919 4th St	Bremerton	SFR	04/18/2023	\$435,000.00
47560000170009	2810 SE Arie Ct	Port Orchard	SFR	04/24/2023	\$435,000.00
48570050120001	8314 SW Harmon St	Port Orchard	SFR	05/25/2023	\$435,000.00
55150000090008	7696 E Van Buren St	Port Orchard	SFR	05/31/2023	\$435,000.00
39520010060004	3230 Herren Ave	Bremerton	SFR	06/23/2023	\$435,000.00
46980010340007	7257 E Fillmore St	Port Orchard	SFR	06/26/2023	\$435,000.00
39890000120005	1506 Clemens St	Bremerton	SFR	06/30/2023	\$435,000.00
15240110342008	1743 N Callow Ave	Bremerton	SFR	07/12/2023	\$435,000.00
45680050140009	6925 SE Cleveland Ave	Port Orchard	SFR	07/24/2023	\$435,000.00
46880000100009	701 NE Normandy Dr	Bremerton	SFR	08/24/2023	\$435,000.00
52380000240005	611 NE Flagstone Ln	Bremerton	SFR	08/29/2023	\$435,000.00
52860000110001	1767 Sage Ct	Port Orchard	SFR	10/11/2023	\$435,000.00
16240130762002	105 Sunnyside Rd W	Bremerton	SFR	11/02/2023	\$435,000.00
04240120412000	5112 Erlands Point Rd NW	Bremerton	SFR	11/16/2023	\$435,000.00
55270000450000	418 NE Miramar Cir	Bremerton	SFR	12/15/2023	\$435,000.00
39670070070003	1042 Walnut St	Bremerton	SFR	02/08/2024	\$435,500.00
42990070010006	2085 NW Swanlund St	Poulsbo	SFR	05/05/2023	\$436,000.00
54770000730005	7618 Berkeley Pl NE	Bremerton	SFR	09/29/2023	\$436,000.00
46370000010002	1865 Alaska Ave E	Port Orchard	SFR	06/06/2023	\$436,090.00
47750000380407	9159 SE Fragaria Rd	Olalla	SFR	08/31/2023	\$436,500.00
47950080030001	460 SW Cleveland St	Port Orchard	SFR	05/09/2023	\$437,000.00
43730030060009	21895 Apollo Dr NE	Poulsbo	SFR	06/28/2023	\$437,000.00
46160000020006	2379 Jackson Ave SE	Port Orchard	SFR	10/10/2023	\$437,000.00
53160000030005	12591 Deer Park Ln NW	Silverdale	SFR	08/18/2023	\$437,500.00
55930000160004	51 NW Glade Ct	Bremerton	SFR	09/20/2023	\$437,500.00
45350000410007	13882 Chinook Cir NW	Bremerton	SFR	05/11/2023	\$438,000.00
15240122492007	1840 Jackson Dr NW	Bremerton	SFR	07/21/2023	\$438,000.00
37710010160100	1944 N Callow Ave	Bremerton	SFR	10/13/2023	\$438,000.00
49540001360005	7560 Trica Ave NE	Bremerton	SFR	07/13/2023	\$438,780.00
46150020050000	3447 SE Tamarack Dr	Port Orchard	SFR	03/28/2024	\$439,000.00
48120060070000	5822 SW Rhododendron Dr	Port Orchard	SFR	05/09/2023	\$439,000.00
56940000900001	743 NE Cabot Ln	Bremerton	SFR	06/12/2023	\$439,995.00
56940000560003	6547 Randolph Dr NE	Bremerton	SFR	09/29/2023	\$439,995.00
45660090120005	7306 E Collins Rd	Port Orchard	SFR	03/11/2024	\$440,000.00
49400000960000	2950 Aegean Blvd NE	Bremerton	SFR	04/20/2023	\$440,000.00
52860000320006	288 Sage St	Port Orchard	SFR	05/01/2023	\$440,000.00
50320000080003	2636 NE Coventry Pl	Bremerton	SFR	05/12/2023	\$440,000.00
34240140642002	509 Tremont St W	Port Orchard	SFR	05/15/2023	\$440,000.00

Market Survey Results Kitsap County

5032000060005	2612 NE Coventry Pl	Bremerton	SFR	05/18/2023	\$440,000.00
02240130312002	3269 Rickey Rd	Bremerton	SFR	05/30/2023	\$440,000.00
51720000260001	10923 Lobelia Ave NW	Silverdale	SFR	06/14/2023	\$440,000.00
01230121022000	3375 Harris Rd SE	Port Orchard	SFR	06/15/2023	\$440,000.00
46150010190006	3427 SE Laurel Ct	Port Orchard	SFR	06/20/2023	\$440,000.00
52710000320003	503 Ross St	Port Orchard	SFR	07/18/2023	\$440,000.00
45800320110000	6964 E Dakota St	Port Orchard	SFR	07/24/2023	\$440,000.00
49700000500007	7306 Oxford Ct NW	Bremerton	SFR	08/09/2023	\$440,000.00
45690030110006	6965 SE Buchannen St	Port Orchard	SFR	09/22/2023	\$440,000.00
46400040240002	5468 W Sherman Heights Rd	Bremerton	SFR	09/25/2023	\$440,000.00
43030001500004	2180 NW Malnor Ct	Poulsbo	SFR	10/17/2023	\$440,000.00
43860240030003	19101 Soundview Blvd NE	Suquamish	SFR	10/24/2023	\$440,000.00
49230000140000	7628 Tyee Way NE	Bremerton	SFR	10/31/2023	\$440,000.00
46170000070000	1965 Ponderosa Dr SE	Port Orchard	SFR	12/15/2023	\$440,000.00
45810270100000	6936 E Apogee St	Port Orchard	SFR	12/20/2023	\$440,000.00
56940000890004	731 NE Cabot Ln	Bremerton	SFR	06/12/2023	\$440,500.00
49060000050002	7468 Varsity Ln NE	Bremerton	SFR	05/15/2023	\$441,000.00
56940000750000	6501 Langley Ave NE	Bremerton	SFR	05/15/2023	\$441,428.00
40570010180002	525 Sweany St	Port Orchard	SFR	06/16/2023	\$441,500.00
01230110902006	2657 SE Salmonberry Rd	Port Orchard	SFR	10/17/2023	\$442,000.00
37340150090006	626 N Lafayette Ave	Bremerton	SFR	11/03/2023	\$442,000.00
49300003020002	680 NE Conifer Dr	Bremerton	SFR	12/22/2023	\$442,000.00
37740120190002	1112 N Cambrian Ave	Bremerton	SFR	02/01/2024	\$442,500.00
15240110562001	1535 N Callow Ave	Bremerton	SFR	07/27/2023	\$442,500.00
55390000480003	6758 Takota Pl NE	Bremerton	SFR	09/27/2023	\$442,500.00
56940000550004	6559 Randolph Dr NE	Bremerton	SFR	09/29/2023	\$442,740.00
47390000460105	225 SE Rim Ln	Port Orchard	SFR	02/28/2024	\$443,000.00
51140000070005	2541 Red Spruce Dr SE	Port Orchard	SFR	06/15/2023	\$443,000.00
55630000110104	6989 Rocklin Ave NE	Bremerton	SFR	06/01/2023	\$443,500.00
54840000300008	730 Glenmore Loop	Port Orchard	SFR	09/14/2023	\$443,700.00
32250120672004	4100 NW Songbird Ln	Bremerton	SFR	03/14/2024	\$444,444.00
49270000070005	3055 Aegean Blvd NE	Bremerton	SFR	01/05/2024	\$445,000.00
55590000090104	1002 Nathan Adrian Dr	Bremerton	SFR	01/31/2024	\$445,000.00
33230230312005	12530 Orchard Ave SE	Olalla	SFR	02/12/2024	\$445,000.00
56780000150003	874 NW Highgarden Dr	Bremerton	SFR	02/15/2024	\$445,000.00
50870000200001	19782 Mosjon Cir NE	Poulsbo	SFR	02/16/2024	\$445,000.00
37190020110405	1537 Carr Blvd	Bremerton	SFR	03/01/2024	\$445,000.00
48570040200301	8389 SW Harmon St	Port Orchard	SFR	04/27/2023	\$445,000.00
55400000200002	4619 Strathmore Cir SW	Port Orchard	SFR	05/15/2023	\$445,000.00
54860000770000	2213 SW Siskin Cir	Port Orchard	SFR	06/09/2023	\$445,000.00
56320000180005	3717 NW Mountaire Way	Silverdale	SFR	06/09/2023	\$445,000.00
11240130872004	1908 Snyder Ave	Bremerton	SFR	06/14/2023	\$445,000.00
45330000170009	3408 Longhorn Dr NW	Bremerton	SFR	08/24/2023	\$445,000.00
33240140012009	1526 SW Cook Rd	Port Orchard	SFR	09/22/2023	\$445,000.00
49460000620004	2910 NE 72nd St	Bremerton	SFR	12/04/2023	\$445,000.00
29260110042006	17271 Clear Creek Rd NW	Poulsbo	SFR	12/19/2023	\$445,000.00
53160000010007	12600 Deer Park Ln NW	Silverdale	SFR	02/28/2024	\$446,000.00
38190000100003	1301 Hollis St	Bremerton	SFR	04/28/2023	\$446,000.00
57190000010000	4220 SE Elijah Ct	Port Orchard	SFR	10/24/2023	\$446,450.00
16280230222002	38959 Sherlind Rd NE	Hansville	SFR	03/26/2024	\$446,500.00
50450000120002	7545 Bridge Pl NE	Bremerton	SFR	03/29/2024	\$446,500.00
55780000240003	7796 Kildare Loop NW	Silverdale	SFR	04/24/2023	\$447,000.00
56830001360000	26192 Dungeness Ave NE	Kingston	SFR	06/07/2023	\$447,460.00
45350000260006	13999 NW Dolly Varden Ln	Bremerton	SFR	04/26/2023	\$448,000.00
02230210222007	3522 Olympiad Dr SE	Port Orchard	SFR	02/07/2024	\$448,500.00

Market Survey Results Kitsap County

48590030060002	14231 Maple Rd SE	Port Orchard	SFR	05/18/2023	\$448,500.00
46320000100006	2908 NE Rozewood Dr	Bremerton	SFR	01/31/2024	\$449,000.00
52180000470002	7290 Creek Wood Pl NE	Bremerton	SFR	04/21/2023	\$449,000.00
55960000930007	3831 Discovery Ave SW	Bremerton	SFR	06/15/2023	\$449,000.00
55540000970102	1911 SE Seneca Way	Port Orchard	SFR	06/21/2023	\$449,000.00
52090000140002	906 NE Opal Ct	Bremerton	SFR	07/19/2023	\$449,000.00
50510000150000	8528 Bender Cir NE	Bremerton	SFR	08/29/2023	\$449,000.00
05240141112000	3475 Dyes Inlet Rd NW	Bremerton	SFR	04/21/2023	\$449,500.00
56030000010009	744 Courage Ct SE	Port Orchard	SFR	05/18/2023	\$449,500.00
56720001120001	6538 Seaglass Ave SE	Port Orchard	SFR	08/28/2023	\$449,710.00
57170000340003	4217 SE Woodford Ct	Port Orchard	SFR	09/28/2023	\$449,950.00
40270100090100	249 Tracy Ave N	Port Orchard	SFR	10/20/2023	\$449,950.00
56940001030006	6588 Langley Ave NE	Bremerton	SFR	05/30/2023	\$449,995.00
46690000180004	8062 NW Wildcat Lake Rd	Bremerton	SFR	01/17/2024	\$450,000.00
54860000120008	2686 SW Siskin Cir	Port Orchard	SFR	01/18/2024	\$450,000.00
09220210042003	7572 SE Nelson Rd	Olalla	SFR	02/05/2024	\$450,000.00
26250140662009	1543 NE Echo Dr	Bremerton	SFR	02/22/2024	\$450,000.00
11240111002001	2924 Eagle Ave	Bremerton	SFR	03/20/2024	\$450,000.00
49850030120001	1618 Wheaton Way	Bremerton	SFR	03/28/2024	\$450,000.00
15240111002007	1132 N Montgomery Ave	Bremerton	SFR	04/13/2023	\$450,000.00
48620030050206	14700 Wiley Ln SE	Olalla	SFR	04/20/2023	\$450,000.00
37290000530000	937 Times Ave	Bremerton	SFR	05/09/2023	\$450,000.00
22270210292002	9590 NE Leprechaun Ln	Kingston	SFR	05/15/2023	\$450,000.00
42370000480001	20038 Lysir Ct NE	Poulsbo	SFR	05/15/2023	\$450,000.00
53820000810009	5716 Gateway Ln NE	Bremerton	SFR	05/15/2023	\$450,000.00
49270000320004	7045 Thebes St NE	Bremerton	SFR	05/18/2023	\$450,000.00
13260120432005	20293 Pugh Rd NE	Poulsbo	SFR	05/23/2023	\$450,000.00
24240220031003	146 Lost Hwy W	Seabeck	SFR	05/24/2023	\$450,000.00
37830070210106	3844 6th St	Bremerton	SFR	05/24/2023	\$450,000.00
34250120412003	1144 NW Darling Rd	Bremerton	SFR	05/31/2023	\$450,000.00
47320000200003	5490 E Harbor Heights Dr	Port Orchard	SFR	05/31/2023	\$450,000.00
31250220972008	6108 Sunset Ave NE	Bremerton	SFR	06/23/2023	\$450,000.00
56600000110007	2444 Seringa Ave	Bremerton	SFR	07/03/2023	\$450,000.00
15250140681002	10485 Seabeck Hwy NW	Seabeck	SFR	07/10/2023	\$450,000.00
46000010080006	3611 Preble St	Bremerton	SFR	07/26/2023	\$450,000.00
46000050120100	3631 W F St	Bremerton	SFR	07/28/2023	\$450,000.00
45840010060008	7291 E Fir St	Port Orchard	SFR	07/31/2023	\$450,000.00
03240130172009	3138 Rocky Point Rd NW	Bremerton	SFR	08/10/2023	\$450,000.00
49460000700004	2880 Aegean Ct NE	Bremerton	SFR	08/23/2023	\$450,000.00
49870000220003	7605 Oak Park Dr NW	Bremerton	SFR	09/11/2023	\$450,000.00
49690000040007	781 NE Woods Pl	Bremerton	SFR	09/12/2023	\$450,000.00
18230210262005	6730 Clover Valley Rd SE	Port Orchard	SFR	09/19/2023	\$450,000.00
45560000030403	2219 Eastview Ave NE	Bremerton	SFR	09/22/2023	\$450,000.00
53360000350003	7034 Churchill Ln NE	Bremerton	SFR	10/11/2023	\$450,000.00
47350000350003	3770 Westland Ct SE	Port Orchard	SFR	10/18/2023	\$450,000.00
48250000080007	4452 Eastway Dr SE	Port Orchard	SFR	10/23/2023	\$450,000.00
34240140492002	1650 Pottery Ave	Port Orchard	SFR	10/24/2023	\$450,000.00
45050000010001	4368 Division Ave W	Bremerton	SFR	11/08/2023	\$450,000.00
50360000060001	6750 Skyview Pl NW	Bremerton	SFR	11/08/2023	\$450,000.00
53740000090008	18594 Vaughn Milton Loop NE	Poulsbo	SFR	11/21/2023	\$450,000.00
54740000090007	4680 Abdula Pl SE	Port Orchard	SFR	09/27/2023	\$451,000.00
46530000090003	3757 E Lidstrom Hill Rd	Port Orchard	SFR	12/08/2023	\$451,000.00
35260220322001	15385 Sunrise Dr NE	Bainbridge Island	SFR	06/12/2023	\$451,500.00
50170000190009	6946 Liverpool Ct NE	Bremerton	SFR	10/16/2023	\$452,000.00
52380000270002	629 NE Flagstone Ln	Bremerton	SFR	09/07/2023	\$453,000.00

Market Survey Results Kitsap County

44230170110101	8271 Illahee Rd NE	Bremerton	SFR	06/28/2023	\$453,600.00
05240140562007	3718 Dyes Inlet Rd NW	Bremerton	SFR	06/08/2023	\$454,000.00
44880000020001	3955 NE Hyak Way	Bremerton	SFR	08/28/2023	\$454,000.00
57190000280009	4221 SE Elijah Ct	Port Orchard	SFR	11/15/2023	\$454,950.00
56940000580001	6523 Randolph Dr NE	Bremerton	SFR	04/25/2023	\$454,995.00
39320000050002	2124 E 21st St	Bremerton	SFR	03/11/2024	\$455,000.00
08240121152007	3250 Northlake Way NW	Bremerton	SFR	03/14/2024	\$455,000.00
46210000100009	4151 Fir Dr NE	Bremerton	SFR	03/25/2024	\$455,000.00
45420000020203	11617 NW Holly Rd	Bremerton	SFR	04/13/2023	\$455,000.00
56830001340002	26200 Dungeness Ave NE	Kingston	SFR	06/09/2023	\$455,000.00
21230110162003	2305 SW Lake Flora Rd	Port Orchard	SFR	06/15/2023	\$455,000.00
45680110050008	7050 SE Kansas St	Port Orchard	SFR	06/15/2023	\$455,000.00
52870000060007	1140 Heron Ridge Ave	Port Orchard	SFR	06/22/2023	\$455,000.00
55470001130003	2746 SW Egret St	Port Orchard	SFR	06/26/2023	\$455,000.00
20250130412007	4931 NW Knute Anderson Rd	Silverdale	SFR	07/18/2023	\$455,000.00
47970000060003	3474 Olympic Ct SE	Port Orchard	SFR	07/20/2023	\$455,000.00
47030000270001	3442 Madrona Dr SE	Port Orchard	SFR	07/31/2023	\$455,000.00
45850000010400	707 Sylvan Way	Bremerton	SFR	08/04/2023	\$455,000.00
37300000050006	4558 The Cedars	Bremerton	SFR	08/07/2023	\$455,000.00
02240131592008	276 Sylvan Way	Bremerton	SFR	08/18/2023	\$455,000.00
38110040010004	1207 8th St	Bremerton	SFR	08/21/2023	\$455,000.00
45460010110008	1686 Cottman Ave	Bremerton	SFR	09/19/2023	\$455,000.00
54230000080000	26412 Barrett Rd NE	Kingston	SFR	10/16/2023	\$455,000.00
50360000010006	6800 Skyview Pl NW	Bremerton	SFR	10/23/2023	\$455,000.00
45980140140005	3728 SE Lovell St	Port Orchard	SFR	10/25/2023	\$455,000.00
24250140651004	8024 Graystone Way NW	Silverdale	SFR	10/31/2023	\$455,000.00
43730060070001	8075 NE Seawind Ave	Poulsbo	SFR	10/31/2023	\$455,000.00
43220030180106	27656 Beham St NW	Poulsbo	SFR	11/17/2023	\$455,000.00
40480080050004	1112 Sidney Ave	Port Orchard	SFR	11/29/2023	\$455,000.00
51130000010002	7365 Varsity Ln NE	Bremerton	SFR	12/06/2023	\$455,000.00
37320240100106	433 S Lafayette Ave	Bremerton	SFR	12/21/2023	\$455,000.00
56940001020007	6576 Langley Ave NE	Bremerton	SFR	05/19/2023	\$455,448.00
13260120232009	2851 NE Lillehammer Ln	Poulsbo	SFR	12/07/2023	\$456,300.00
46450010080003	1936 NE Calhoun St	Bremerton	SFR	11/15/2023	\$456,500.00
56830001370009	26188 Dungeness Ave NE	Kingston	SFR	10/10/2023	\$456,990.00
44930002170005	634 Valley Oak Ct NE	Bremerton	SFR	06/26/2023	\$457,000.00
49500000040008	7945 NE Double Hitch Ct	Bremerton	SFR	12/12/2023	\$457,000.00
54860000260002	2171 SW Grebe Way	Port Orchard	SFR	11/30/2023	\$457,146.00
54970000080001	166 Gazebo St	Port Orchard	SFR	04/26/2023	\$458,000.00
46170000460003	2034 Ponderosa Dr SE	Port Orchard	SFR	07/07/2023	\$458,000.00
55660000060009	2169 Caleb Pl SE	Port Orchard	SFR	10/26/2023	\$458,990.00
36240130232002	2949 Harris Rd SE	Port Orchard	SFR	12/22/2023	\$459,000.00
36240130242001	2971 Harris Rd SE	Port Orchard	SFR	12/22/2023	\$459,000.00
56600001210004	2441 Schley Blvd	Bremerton	SFR	06/02/2023	\$459,640.00
46650000110005	2814 NE Wyoming St	Bremerton	SFR	12/14/2023	\$459,900.00
56630000320009	9421 Fairhaven Cir NE	Bremerton	SFR	10/31/2023	\$459,950.00
56830001310005	26212 Dungeness Ave NE	Kingston	SFR	10/09/2023	\$459,990.00
46990000160000	3857 Canterbury Pl SE	Port Orchard	SFR	02/23/2024	\$460,000.00
56600000020008	1014 Sedonia St	Bremerton	SFR	02/28/2024	\$460,000.00
56120000040005	445 NE Inspiration St	Poulsbo	SFR	03/11/2024	\$460,000.00
51070000040007	8943 Bedrock Pl SE	Port Orchard	SFR	03/12/2024	\$460,000.00
52580000120004	7717 Alonah Pl SE	Port Orchard	SFR	03/20/2024	\$460,000.00
55540000510106	2063 SE Hopi Way	Port Orchard	SFR	03/26/2024	\$460,000.00
37170050070109	1717 4th St	Bremerton	SFR	04/17/2023	\$460,000.00
47650010090006	5133 Country Club Way SE	Port Orchard	SFR	05/03/2023	\$460,000.00

Market Survey Results Kitsap County

4845000020009	3191 SE Villa Carmel Dr	Port Orchard	SFR	05/18/2023	\$460,000.00
20250110222004	3799 NW Munson St	Silverdale	SFR	06/12/2023	\$460,000.00
5570000250000	4515 Abalone St	Bremerton	SFR	06/20/2023	\$460,000.00
36240130922008	2877 Seiford Ave SE	Port Orchard	SFR	06/23/2023	\$460,000.00
56450000150003	1013 Sedonia St	Bremerton	SFR	06/23/2023	\$460,000.00
56830001330003	26204 Dungeness Ave NE	Kingston	SFR	07/05/2023	\$460,000.00
53260000030003	9596 Windswept Ln NW	Silverdale	SFR	07/20/2023	\$460,000.00
49340000350002	5445 Pineridge Dr NE	Bremerton	SFR	08/11/2023	\$460,000.00
43860270270008	18770 2nd Ave NE	Suquamish	SFR	08/28/2023	\$460,000.00
01240121192000	3810 Maple Ave	Bremerton	SFR	08/29/2023	\$460,000.00
02230130932008	2444 S Flower Ave	Port Orchard	SFR	09/08/2023	\$460,000.00
54860000560005	2723 SW Siskin Cir	Port Orchard	SFR	10/20/2023	\$460,000.00
45320000600006	3546 Longhorn Dr NW	Bremerton	SFR	11/15/2023	\$460,000.00
38110030280005	1508 7th St	Bremerton	SFR	12/11/2023	\$460,000.00
53360000390009	7036 Freeport Ln NE	Bremerton	SFR	12/13/2023	\$460,000.00
55660000080007	2157 Caleb Pl SE	Port Orchard	SFR	06/30/2023	\$461,000.00
43030001620000	26241 Edgewater Pl NW	Poulsbo	SFR	07/20/2023	\$462,000.00
43020000720000	26146 Ansell Rd NW	Poulsbo	SFR	07/27/2023	\$462,300.00
50440000360005	7604 Colony Ct NE	Bremerton	SFR	07/20/2023	\$462,954.00
53480000170001	7542 Carnival Pl NW	Bremerton	SFR	03/27/2024	\$463,000.00
60200000160005	3966 Weathers Ct SE	Port Orchard	SFR	03/27/2024	\$463,000.00
49760000020000	14659 NW Honeyhill Loop	Seabeck	SFR	07/21/2023	\$463,000.00
15240131482007	320 Dora Ave	Bremerton	SFR	08/04/2023	\$463,500.00
55590000600100	1021 Samara St	Bremerton	SFR	11/29/2023	\$464,000.00
53550000270009	992 NW Poppy Ct	Silverdale	SFR	10/06/2023	\$464,900.00
44510000440004	4930 Pine Rd NE	Bremerton	SFR	06/08/2023	\$464,950.00
57170000350002	4209 SE Woodford Ct	Port Orchard	SFR	10/03/2023	\$464,950.00
48080040190007	2835 SE Calaveras St	Port Orchard	SFR	01/04/2024	\$465,000.00
27270110062005	26880 Lofall Rd NW	Poulsbo	SFR	01/10/2024	\$465,000.00
45350001140009	3843 Brook Ln NW	Bremerton	SFR	01/26/2024	\$465,000.00
47350001170004	3375 Westminster Dr SE	Port Orchard	SFR	02/20/2024	\$465,000.00
55630000170108	1079 NE Newcastle Ct	Bremerton	SFR	04/19/2023	\$465,000.00
56250000900005	389 NE OHenry Ct	Poulsbo	SFR	05/08/2023	\$465,000.00
48130100070001	5043 Sunnyslope Rd SW	Port Orchard	SFR	06/30/2023	\$465,000.00
45880000040008	6212 Maple View Dr	Bremerton	SFR	07/05/2023	\$465,000.00
48110000030008	4334 Malibu Ct SE	Port Orchard	SFR	07/07/2023	\$465,000.00
54620000020008	608 Cottage Ln	Bremerton	SFR	07/11/2023	\$465,000.00
33240140432009	1661 SW Hanson Rd	Port Orchard	SFR	07/31/2023	\$465,000.00
46970020110003	7278 E Raintree Ln	Port Orchard	SFR	08/14/2023	\$465,000.00
53210000680000	4568 NW Knute Anderson Rd	Silverdale	SFR	08/15/2023	\$465,000.00
55780000130006	7737 Blarney Stone Pl NW	Silverdale	SFR	08/15/2023	\$465,000.00
43070000220204	5716 NE Gamblewood Rd	Kingston	SFR	10/19/2023	\$465,000.00
28240240402008	1055 Alaska Ave SE	Port Orchard	SFR	10/26/2023	\$465,000.00
39130030070007	1002 Ironsides Ave	Bremerton	SFR	11/20/2023	\$465,000.00
53820001000006	1018 NE Beaumont Ln	Bremerton	SFR	12/05/2023	\$465,000.00
54410000320008	5923 Turley Loop SE	Port Orchard	SFR	12/08/2023	\$465,000.00
56770000250002	6436 Yorktown Pl NE	Bremerton	SFR	12/21/2023	\$465,000.00
52520000270003	10925 Peony Pl NW	Silverdale	SFR	11/30/2023	\$465,100.00
47600010080002	6843 Crest Dr SE	Port Orchard	SFR	03/26/2024	\$465,900.00
52580000020006	7708 Alonah Pl SE	Port Orchard	SFR	05/05/2023	\$466,000.00
37740030090003	1721 N Lafayette Ave	Bremerton	SFR	08/28/2023	\$466,000.00
46540000040007	1935 NE Wyoming St	Bremerton	SFR	02/23/2024	\$467,000.00
52980000170001	2168 SE Galeel Ct	Port Orchard	SFR	01/22/2024	\$467,500.00
39900000250007	1506 Almira Ct	Bremerton	SFR	06/30/2023	\$468,000.00
45660100320108	7395 E Polk Ave	Port Orchard	SFR	07/14/2023	\$468,000.00

Market Survey Results Kitsap County

09240110402008	2758 Marine Dr	Bremerton	SFR	09/29/2023	\$468,000.00
40270050030007	111 Perry Ave N	Port Orchard	SFR	11/06/2023	\$468,000.00
44810000080002	6175 Cameron Ln NW	Bremerton	SFR	03/15/2024	\$469,000.00
26250110492007	7680 Beacon Pl NE	Bremerton	SFR	08/17/2023	\$469,000.00
55400000290003	4540 Strathmore Cir SW	Port Orchard	SFR	10/31/2023	\$469,000.00
32230140582003	3986 Cimarron Ln SW	Port Orchard	SFR	10/03/2023	\$469,200.00
53310000060003	108 Poplar St	Port Orchard	SFR	06/30/2023	\$469,900.00
55960000470004	3786 Maritime Dr SW	Bremerton	SFR	07/24/2023	\$469,900.00
31250220672004	6088 Rest Pl NE	Bremerton	SFR	06/05/2023	\$469,950.00
49900000060008	13234 Silverhill Pl NW	Silverdale	SFR	07/13/2023	\$469,950.00
57190000020009	4232 SE Elijah Ct	Port Orchard	SFR	11/14/2023	\$469,950.00
56830001300006	26216 Dungeness Ave NE	Kingston	SFR	06/06/2023	\$469,990.00
55020000050007	3132 Locker Rd SE	Port Orchard	SFR	01/29/2024	\$470,000.00
52750000230000	6229 Grandridge Dr SE	Port Orchard	SFR	03/29/2024	\$470,000.00
55960000030006	2110 SW Nautical St	Bremerton	SFR	05/03/2023	\$470,000.00
14240120132002	1539 High Ave	Bremerton	SFR	05/19/2023	\$470,000.00
45000000180007	3610 NW Breeze Way	Bremerton	SFR	05/24/2023	\$470,000.00
55960000480003	3790 Maritime Dr SW	Bremerton	SFR	06/02/2023	\$470,000.00
43730070240008	7920 NE Seawind Ave	Poulsbo	SFR	06/15/2023	\$470,000.00
42440000020006	1412 NE Rogaland Ct	Poulsbo	SFR	07/14/2023	\$470,000.00
48670000030001	6213 SE Alpine Rd	Olalla	SFR	08/18/2023	\$470,000.00
37950010290008	1206 5th St	Bremerton	SFR	08/23/2023	\$470,000.00
55540000400100	2033 SE Hopi Way	Port Orchard	SFR	09/12/2023	\$470,000.00
46150030080005	1981 Sequoia St SE	Port Orchard	SFR	09/14/2023	\$470,000.00
29240210052006	1256 Woods Rd E	Port Orchard	SFR	12/12/2023	\$470,000.00
42790001090006	5929 NE Cedar Ct	Hansville	SFR	10/20/2023	\$471,500.00
55390000090000	6909 Aquene Loop NE	Bremerton	SFR	09/25/2023	\$471,800.00
54560000210003	2316 Carnation Ct	Port Orchard	SFR	11/09/2023	\$472,000.00
55300001560000	2363 SW Siskin Cir	Port Orchard	SFR	07/27/2023	\$473,000.00
06250130382000	13487 Coyote Ridge Pl NW	Silverdale	SFR	08/04/2023	\$473,000.00
42240000010001	10 NE Hart Ct	Poulsbo	SFR	03/21/2024	\$473,100.00
15240110442006	1110 N Callow Ave	Bremerton	SFR	05/15/2023	\$473,500.00
45020170130004	4124 W I St	Bremerton	SFR	06/15/2023	\$473,999.00
49270000330003	7025 Thebes St NE	Bremerton	SFR	08/17/2023	\$474,000.00
56270002680009	3923 Portside Dr	Bremerton	SFR	11/08/2023	\$474,000.00
56450000280008	2352 Yulan Walk	Bremerton	SFR	11/28/2023	\$474,000.00
49420000370000	7194 Larkspur Pl NW	Bremerton	SFR	07/14/2023	\$474,900.00
56360000620006	4355 Nettle Dr SE	Port Orchard	SFR	08/15/2023	\$474,950.00
42640000290000	37361 Olympic View Rd NE	Hansville	SFR	01/02/2024	\$475,000.00
60240000450006	5390 SE Ravenridge Ct	Port Orchard	SFR	01/02/2024	\$475,000.00
45490000180000	1330 Marlin Dr SE	Port Orchard	SFR	01/30/2024	\$475,000.00
54020000110000	2981 Sprague St	Port Orchard	SFR	03/28/2024	\$475,000.00
40620040130004	361 Maple Ave	Port Orchard	SFR	04/12/2023	\$475,000.00
56370000040006	683 SE Olga Cir	Port Orchard	SFR	06/05/2023	\$475,000.00
13240120102006	724 Park Dr	Bremerton	SFR	06/13/2023	\$475,000.00
14240120582008	1515 Marguerite Ave	Bremerton	SFR	06/15/2023	\$475,000.00
40360000030007	2368 Garden Dr	Port Orchard	SFR	06/29/2023	\$475,000.00
10240120092002	1288 NW Chrey Ln	Bremerton	SFR	07/03/2023	\$475,000.00
40530020080006	934 Dwight St	Port Orchard	SFR	07/11/2023	\$475,000.00
44070000060104	9841 Olson Rd NW	Bremerton	SFR	07/27/2023	\$475,000.00
46170000730009	2156 Aspen St SE	Port Orchard	SFR	08/02/2023	\$475,000.00
52170000040004	784 NE Marric Ct	Bremerton	SFR	08/24/2023	\$475,000.00
34250110562007	5824 Warrington Pl NW	Bremerton	SFR	08/31/2023	\$475,000.00
55060001390002	6980 E Indianwood Ct	Port Orchard	SFR	09/12/2023	\$475,000.00
51330000390004	9645 Cutter Pl NW	Silverdale	SFR	09/13/2023	\$475,000.00

Market Survey Results Kitsap County

45850000160007	675 Sylvan Way	Bremerton	SFR	09/14/2023	\$475,000.00
49370000190009	7331 Bridle Vale Pl NW	Bremerton	SFR	09/14/2023	\$475,000.00
45370120130004	2641 E 2nd St	Port Orchard	SFR	09/15/2023	\$475,000.00
50270000050003	2130 NE Edwin Ct	Poulsbo	SFR	09/28/2023	\$475,000.00
44840000130002	10540 NW Left Wing Ct	Silverdale	SFR	10/13/2023	\$475,000.00
33270120042007	2580 NW Canal View Way	Poulsbo	SFR	11/06/2023	\$475,000.00
55740000080007	1370 NE Watland St	Poulsbo	SFR	11/07/2023	\$475,000.00
51360000120002	3333 Otter Run NW	Bremerton	SFR	11/15/2023	\$475,000.00
48730000090007	15120 Rosemary Loop SE	Olalla	SFR	12/13/2023	\$475,000.00
56940000910075	754 NE Cabot Ln	Bremerton	SFR	06/08/2023	\$475,310.00
56230000430005	4914 Onalaska Loop SE	Port Orchard	SFR	05/26/2023	\$476,000.00
56830001390007	26180 Dungeness Ave NE	Kingston	SFR	05/12/2023	\$477,000.00
44930001710009	8151 Blue Oak Pkwy NE	Bremerton	SFR	10/20/2023	\$477,000.00
56320000120001	3741 NW Mountaire Way	Silverdale	SFR	12/22/2023	\$477,000.00
31250140091004	5000 Seabeck Holly Rd NW	Seabeck	SFR	02/15/2024	\$477,016.00
56940000920009	742 NE Cabot Ln	Bremerton	SFR	06/07/2023	\$477,230.00
55300001250008	2195 SW Grebe Way	Port Orchard	SFR	03/22/2024	\$477,500.00
56750000200009	4794 Driftwood St	Bremerton	SFR	06/21/2023	\$478,000.00
53820000130002	6157 Sycamore Ln NE	Bremerton	SFR	01/05/2024	\$478,100.00
38020030230001	821 15th St	Bremerton	SFR	05/19/2023	\$478,500.00
42780000830007	36955 Tamarack Dr NE	Hansville	SFR	11/13/2023	\$479,000.00
55960000270008	3745 Maritime Dr SW	Bremerton	SFR	12/13/2023	\$479,000.00
55660000160007	2061 Caleb Pl SE	Port Orchard	SFR	08/02/2023	\$479,900.00
56630000010006	9576 Fairhaven Cir NE	Bremerton	SFR	08/25/2023	\$479,950.00
52750000810009	3067 SE Grandhaven St	Port Orchard	SFR	01/16/2024	\$480,000.00
43860240060208	18981 Soundview Blvd NE	Suquamish	SFR	01/19/2024	\$480,000.00
45460110080101	1621 Sound Ridge Dr	Bremerton	SFR	02/14/2024	\$480,000.00
48450000380007	3128 La Linda Ct SE	Port Orchard	SFR	02/29/2024	\$480,000.00
45340001190005	4373 Elkhorn Trl NW	Bremerton	SFR	03/05/2024	\$480,000.00
55470001140002	2740 SW Egret St	Port Orchard	SFR	03/22/2024	\$480,000.00
10240140952003	1909 Snyder Ave	Bremerton	SFR	04/18/2023	\$480,000.00
37860000060909	2019 Ford Ave	Bremerton	SFR	05/10/2023	\$480,000.00
45160030180003	1262 Colchester Dr E	Port Orchard	SFR	05/15/2023	\$480,000.00
44830000180008	5040 Sandra Ln NE	Bremerton	SFR	05/25/2023	\$480,000.00
02230140642001	1255 SE Belford Ln	Port Orchard	SFR	06/05/2023	\$480,000.00
02240140392002	670 Sylvan Way	Bremerton	SFR	06/28/2023	\$480,000.00
46310000510007	735 NE Roswell Dr	Bremerton	SFR	07/03/2023	\$480,000.00
50900000270009	1008 NE Lombard Ct	Bremerton	SFR	07/11/2023	\$480,000.00
49300003100002	648 NE Conifer Dr	Bremerton	SFR	08/22/2023	\$480,000.00
48580060050007	12578 Wye Lake Blvd SW	Port Orchard	SFR	08/23/2023	\$480,000.00
46490040130006	3171 Harvey St SE	Port Orchard	SFR	09/18/2023	\$480,000.00
55840001390007	209 Pickford Pl SW	Port Orchard	SFR	09/27/2023	\$480,000.00
16240111162008	1123 Shorewood Dr	Bremerton	SFR	10/12/2023	\$480,000.00
48460000090001	3038 SE Summer Pl	Port Orchard	SFR	10/20/2023	\$480,000.00
56200000070002	238 NE Tronson Cir	Bremerton	SFR	10/27/2023	\$480,000.00
48470000020007	3305 SE Summer Pl	Port Orchard	SFR	11/02/2023	\$480,000.00
55590000070007	2305 Seringa Ave	Bremerton	SFR	11/29/2023	\$480,000.00
56830001400004	26176 Dungeness Ave NE	Kingston	SFR	12/21/2023	\$480,000.00
11240130782005	1911 Taft Ave	Bremerton	SFR	07/05/2023	\$480,524.00
43660120110101	1751 NE Poulsbo Ave	Keyport	SFR	09/05/2023	\$481,350.00
47600010110007	6921 Crest Dr SE	Port Orchard	SFR	05/18/2023	\$482,000.00
46170000860004	2258 Ponderosa Dr SE	Port Orchard	SFR	06/14/2023	\$482,500.00
47040000040007	3658 SE Buckingham Dr	Port Orchard	SFR	08/04/2023	\$482,500.00
46150040180001	3284 SE Tamarack Dr	Port Orchard	SFR	02/15/2024	\$484,000.00
55500000420003	1628 NE Minor Ct	Poulsbo	SFR	07/06/2023	\$484,000.00

Market Survey Results Kitsap County

10240131942005	1904 Jackson Dr NW	Bremerton	SFR	12/28/2023	\$484,000.00
56360000590001	4373 Nettle Dr SE	Port Orchard	SFR	09/11/2023	\$484,950.00
57020001310002	6016 Addison Rd SW	Port Orchard	SFR	07/10/2023	\$484,995.00
57020001940006	1057 SW Pendleton Way	Port Orchard	SFR	11/28/2023	\$484,995.00
13240120782005	409 11th Street Pl	Bremerton	SFR	01/31/2024	\$485,000.00
48400000340006	10390 Horizon Lane East SE	Port Orchard	SFR	02/16/2024	\$485,000.00
55650000090007	3635 Reagan Ave	Bremerton	SFR	03/05/2024	\$485,000.00
42560050130007	37433 NE Fern Pl	Hansville	SFR	03/19/2024	\$485,000.00
45800310250006	7051 E Wyoming St	Port Orchard	SFR	03/22/2024	\$485,000.00
53210000670001	4574 NW Knute Anderson Rd	Silverdale	SFR	03/25/2024	\$485,000.00
52870000110000	1080 Heron Ridge Ave	Port Orchard	SFR	03/29/2024	\$485,000.00
55280000590002	21102 Brevik Pl NW	Poulsbo	SFR	05/31/2023	\$485,000.00
01240110062008	4450 Forest Dr NE	Bremerton	SFR	06/27/2023	\$485,000.00
44930001600002	569 NE Valley Oak Dr	Bremerton	SFR	06/30/2023	\$485,000.00
48080020170003	4097 Eastwood Ave SE	Port Orchard	SFR	07/10/2023	\$485,000.00
43870040050002	6752 NE Center St	Suquamish	SFR	07/24/2023	\$485,000.00
54860000520009	2178 SW Lazuli St	Port Orchard	SFR	08/10/2023	\$485,000.00
52690000010004	20612 Staffordshire Ln NW	Poulsbo	SFR	08/25/2023	\$485,000.00
36240130392004	2367 SE Lund Ave	Port Orchard	SFR	09/06/2023	\$485,000.00
55470001180008	2716 SW Egret St	Port Orchard	SFR	11/28/2023	\$485,000.00
49400000720008	2865 Aegean Blvd NE	Bremerton	SFR	12/15/2023	\$485,000.00
56630000020005	9564 Fairhaven Cir NE	Bremerton	SFR	08/25/2023	\$485,739.00
52710000400003	1986 Snowridge Ave	Port Orchard	SFR	07/21/2023	\$486,000.00
56200000230002	243 NE Tronson Cir	Bremerton	SFR	03/14/2024	\$487,000.00
24250110742007	2709 NE Strand Rd	Bremerton	SFR	09/25/2023	\$487,000.00
51130000090004	7304 Varsity Ln NE	Bremerton	SFR	04/13/2023	\$487,500.00
10240110332004	2610 N Lafayette Ave	Bremerton	SFR	09/06/2023	\$488,000.00
55300001350006	2513 SW Siskin Cir	Port Orchard	SFR	02/29/2024	\$489,000.00
55470001430007	2715 SW Fiscal St	Port Orchard	SFR	03/04/2024	\$489,000.00
55470001330009	2750 SW Fiscal St	Port Orchard	SFR	07/10/2023	\$489,000.00
56820000280002	5153 Granger St	Bremerton	SFR	11/07/2023	\$489,000.00
01240111002003	2505 NE Burrett St	Bremerton	SFR	06/23/2023	\$489,900.00
47350000280002	3580 Westminster Dr SE	Port Orchard	SFR	02/29/2024	\$489,950.00
57170000040009	4234 SE Woodford Ct	Port Orchard	SFR	09/25/2023	\$489,950.00
56630000060001	9516 Fairhaven Cir NE	Bremerton	SFR	09/29/2023	\$489,950.00
56630000070000	9504 Fairhaven Cir NE	Bremerton	SFR	10/20/2023	\$489,950.00
56630000030004	9552 Fairhaven Cir NE	Bremerton	SFR	11/09/2023	\$489,950.00
57020001290006	6032 Addison Rd SW	Port Orchard	SFR	06/29/2023	\$489,995.00
60120000160005	596 SW Littletree Cir	Port Orchard	SFR	04/28/2023	\$490,000.00
49320000030002	6199 NW Luquasit Trl	Silverdale	SFR	05/26/2023	\$490,000.00
35250131352007	752 NE Riddell Rd	Bremerton	SFR	06/08/2023	\$490,000.00
55740000170006	1460 NE Watland St	Poulsbo	SFR	07/06/2023	\$490,000.00
45340000770104	4557 Big Beef Crossing NW	Bremerton	SFR	07/13/2023	\$490,000.00
56230000470001	5040 Onalaska Loop SE	Port Orchard	SFR	10/11/2023	\$490,000.00
44180000370005	7587 Lazy S Ln NE	Bremerton	SFR	11/16/2023	\$490,000.00
38100030140002	2303 8th St	Bremerton	SFR	12/08/2023	\$490,000.00
46880000370008	550 NE David Dr	Bremerton	SFR	12/13/2023	\$490,000.00
52390000270001	6432 Crossing Pl SW	Port Orchard	SFR	03/14/2024	\$490,250.00
57020001110006	1076 SW Pendleton Way	Port Orchard	SFR	09/18/2023	\$490,405.00
56630000090008	9480 Fairhaven Cir NE	Bremerton	SFR	08/10/2023	\$491,950.00
45810270090003	6954 E Apogee St	Port Orchard	SFR	09/01/2023	\$492,000.00
22260121322006	991 NW Anderson Ln	Poulsbo	SFR	10/25/2023	\$494,000.00
57080010180002	6170 Windlass Ave SE	Port Orchard	SFR	11/21/2023	\$494,990.00
57020002990000	6029 Ladd Ct SW	Port Orchard	SFR	06/13/2023	\$494,995.00
45840040110203	2242 Cedar St E	Port Orchard	SFR	01/05/2024	\$495,000.00

Market Survey Results Kitsap County

06230220162009	3780 Aiken Rd SE	Port Orchard	SFR	01/11/2024	\$495,000.00
47160000090008	2834 NE Fernwood Ct	Bremerton	SFR	01/11/2024	\$495,000.00
56150000280004	724 Freedom Ct SE	Port Orchard	SFR	01/26/2024	\$495,000.00
56780000260000	1006 NW Highgarden Dr	Bremerton	SFR	02/21/2024	\$495,000.00
05240110391007	4365 Starflower Pl NW	Bremerton	SFR	04/05/2023	\$495,000.00
49150002650006	8267 Blue Oak Pkwy NE	Bremerton	SFR	04/18/2023	\$495,000.00
56350000590002	4203 Andasio Loop SE	Port Orchard	SFR	05/11/2023	\$495,000.00
52930000450002	11021 Pansy Pl NW	Silverdale	SFR	06/22/2023	\$495,000.00
50450000280004	1029 NE Knights Ct	Bremerton	SFR	07/17/2023	\$495,000.00
28240210642005	6392 E Party Place Ln	Port Orchard	SFR	07/26/2023	\$495,000.00
55020000030009	3156 Locker Rd SE	Port Orchard	SFR	08/08/2023	\$495,000.00
42470000090006	19455 NE Norrland Ln	Poulsbo	SFR	08/28/2023	\$495,000.00
20240210102008	2938 Woods Rd E	Port Orchard	SFR	08/31/2023	\$495,000.00
43640020240000	21609 Howard Ave NE	Kingston	SFR	10/16/2023	\$495,000.00
49900000440002	1579 NW Reo Pl	Silverdale	SFR	10/20/2023	\$495,000.00
17230210672006	6986 Linlou Ln SE	Port Orchard	SFR	10/27/2023	\$495,000.00
37120010180001	637 Highland Ave	Bremerton	SFR	11/16/2023	\$495,000.00
55070000340007	925 Hillandale Dr E	Port Orchard	SFR	12/14/2023	\$495,000.00
54560000060002	455 Flower Meadows St	Port Orchard	SFR	09/22/2023	\$496,500.00
56630000080009	9492 Fairhaven Cir NE	Bremerton	SFR	09/18/2023	\$496,950.00
57170000010002	4210 SE Woodford Ct	Port Orchard	SFR	09/28/2023	\$496,950.00
44560000100009	14621 NW Seaview Dr	Seabeck	SFR	10/06/2023	\$497,000.00
60290000180004	9604 Sunburst Ct SE	Port Orchard	SFR	09/21/2023	\$497,500.00
45460010090002	1650 Cottman Ave	Bremerton	SFR	05/05/2023	\$498,000.00
56750000580004	4533 Bay Vista Blvd	Bremerton	SFR	11/27/2023	\$498,950.00
39720000530103	3521 Olympus Dr NE	Bremerton	SFR	01/22/2024	\$499,000.00
56350000600009	4207 Andasio Loop SE	Port Orchard	SFR	02/16/2024	\$499,000.00
02230130302004	2748 Sherman Ave	Port Orchard	SFR	05/10/2023	\$499,000.00
56120000200005	409 NE Inspiration St	Poulsbo	SFR	06/20/2023	\$499,000.00
37970130120000	1108 Sidney Ave	Bremerton	SFR	09/06/2023	\$499,000.00
55540001200103	2311 Garfield Pl SE	Port Orchard	SFR	09/22/2023	\$499,000.00
46970010380004	7341 E Raintree Ln	Port Orchard	SFR	10/18/2023	\$499,000.00
37320230040106	412 S Lafayette Ave	Bremerton	SFR	11/08/2023	\$499,000.00
49750000520000	8201 Winchester Ct NW	Bremerton	SFR	12/26/2023	\$499,000.00
55470001080000	2749 SW Jabirin Way	Port Orchard	SFR	01/05/2024	\$499,550.00
45980090210006	1441 Whittier Ave SE	Port Orchard	SFR	06/13/2023	\$499,777.00
10240130852007	2012 Rocky Point Rd NW	Bremerton	SFR	12/15/2023	\$499,800.00
56820000670004	5162 Granger St	Bremerton	SFR	01/11/2024	\$499,900.00
56110000400006	722 NE Nantucket St	Bremerton	SFR	05/05/2023	\$499,900.00
56830001290009	26220 Dungeness Ave NE	Kingston	SFR	05/15/2023	\$499,900.00
22250130652006	8065 Nels Nelson Rd NW	Bremerton	SFR	05/31/2023	\$499,900.00
32250120322006	4520 NW Dorado Ln	Bremerton	SFR	11/22/2023	\$499,900.00
56350000620007	4243 Andasio Loop SE	Port Orchard	SFR	11/29/2023	\$499,900.00
55470001530004	4405 Chanting Cir SW	Port Orchard	SFR	02/16/2024	\$499,950.00
56360000500000	4368 Nettle Dr SE	Port Orchard	SFR	04/26/2023	\$499,950.00
56630000180007	9479 Fairhaven Cir NE	Bremerton	SFR	04/27/2023	\$499,950.00
52750000530003	3062 SE Grovewood St	Port Orchard	SFR	04/28/2023	\$499,950.00
56630000240009	9396 Fairhaven Cir NE	Bremerton	SFR	06/23/2023	\$499,950.00
56360000490004	4362 Nettle Dr SE	Port Orchard	SFR	07/14/2023	\$499,950.00
10240120632005	2615 Rocky Point Rd NW	Bremerton	SFR	10/10/2023	\$499,950.00
57040000850006	3822 SW Sylvia Ct	Port Orchard	SFR	09/22/2023	\$499,990.00
56720000690004	6451 Skipper Ln SE	Port Orchard	SFR	10/19/2023	\$499,990.00
57040000780005	3827 SW Bigler Way	Port Orchard	SFR	10/23/2023	\$499,990.00
57020001270008	6048 Addison Rd SW	Port Orchard	SFR	06/07/2023	\$499,995.00
46400040110502	2491 W Ridge Rock Way	Bremerton	SFR	02/02/2024	\$500,000.00

Market Survey Results Kitsap County

5303000040009	4809 Frender Ln NW	Seabeck	SFR	02/16/2024	\$500,000.00
39090010060107	2402 E 16th St	Bremerton	SFR	02/20/2024	\$500,000.00
42780000130002	5612 NE Ponderosa Blvd	Hansville	SFR	03/18/2024	\$500,000.00
48300000070001	2737 SE Chasewood Ct	Port Orchard	SFR	04/27/2023	\$500,000.00
54020000020001	2999 Sprague St	Port Orchard	SFR	04/27/2023	\$500,000.00
44070000150004	9858 Richardson Rd NW	Bremerton	SFR	05/05/2023	\$500,000.00
27260130292005	16221 Viking Way NW	Poulsbo	SFR	05/16/2023	\$500,000.00
54560000070001	461 Flower Meadows St	Port Orchard	SFR	05/24/2023	\$500,000.00
47350000920003	3695 SE Yorkshire Ave	Port Orchard	SFR	06/02/2023	\$500,000.00
30240240532008	4081 SE Horstman Rd	Port Orchard	SFR	06/23/2023	\$500,000.00
47890010050309	7533 Ebbert Dr SE	Port Orchard	SFR	06/27/2023	\$500,000.00
44290180400009	5992 Fern Ave NE	Bremerton	SFR	06/30/2023	\$500,000.00
56110000370007	553 NE Nantucket St	Bremerton	SFR	07/13/2023	\$500,000.00
41040000060001	341 Fir Acres Dr NW	Bainbridge Island	SFR	07/28/2023	\$500,000.00
56870000490002	1080 SW Sedge St	Port Orchard	SFR	08/11/2023	\$500,000.00
56030000190009	692 Courage Ct SE	Port Orchard	SFR	08/18/2023	\$500,000.00
51180000210003	9683 Clipper Pl NW	Silverdale	SFR	08/31/2023	\$500,000.00
05260140142006	3446 NW Parris Rd	Poulsbo	SFR	09/05/2023	\$500,000.00
21230240322006	9540 Brandywine Ln SE	Olalla	SFR	09/13/2023	\$500,000.00
47740000170007	2908 SE Forest Villa Ct	Port Orchard	SFR	09/18/2023	\$500,000.00
54770000130008	3034 NE Yale Way	Bremerton	SFR	09/20/2023	\$500,000.00
42980050050007	1841 NW Russell St	Poulsbo	SFR	10/02/2023	\$500,000.00
47450000100000	2680 SE Kerri Ct	Port Orchard	SFR	10/05/2023	\$500,000.00
39830000090006	4203 West View Dr	Bremerton	SFR	10/12/2023	\$500,000.00
24270230212004	11240 NE 272nd St	Kingston	SFR	10/27/2023	\$500,000.00
53450000010002	600 Tufts Ave E	Port Orchard	SFR	11/02/2023	\$500,000.00
48400000410007	10675 Horizon Lane West SE	Port Orchard	SFR	11/30/2023	\$500,000.00
57020001370006	5932 Addison Rd SW	Port Orchard	SFR	12/12/2023	\$500,715.00
49310000090007	260 NW Firway Ln	Bremerton	SFR	03/07/2024	\$501,120.00
56630000220001	9410 Fairhaven Cir NE	Bremerton	SFR	05/30/2023	\$501,379.00
56720001110002	6550 Seaglass Ave SE	Port Orchard	SFR	11/15/2023	\$501,419.00
56720000560009	6544 Skipper Ln SE	Port Orchard	SFR	05/10/2023	\$501,490.00
56720000080008	6503 Seaglass Ave SE	Port Orchard	SFR	07/12/2023	\$501,497.00
20240143392007	1255 Panoramic Loop	Bremerton	SFR	09/20/2023	\$501,950.00
57030000070002	4471 Bristol Ln SE	Port Orchard	SFR	07/31/2023	\$502,161.00
56920000030009	12843 Springboard Ave NW	Silverdale	SFR	06/21/2023	\$502,590.00
57020001100007	1066 SW Pendleton Way	Port Orchard	SFR	11/13/2023	\$502,695.00
49150002690002	619 NE Conifer Dr	Bremerton	SFR	10/31/2023	\$503,000.00
56720000670006	6400 Skipper Ln SE	Port Orchard	SFR	09/27/2023	\$503,403.00
53090000200003	2977 NW Piper Ct	Silverdale	SFR	08/07/2023	\$503,500.00
57020001330000	5964 Addison Rd SW	Port Orchard	SFR	08/22/2023	\$503,710.00
57020001040005	1006 SW Pendleton Way	Port Orchard	SFR	07/24/2023	\$503,765.00
42990070030004	26221 Edgewater Blvd NW	Poulsbo	SFR	01/31/2024	\$504,000.00
57020003020005	6053 Ladd Ct SW	Port Orchard	SFR	06/22/2023	\$504,040.00
20240143362000	1243 Panoramic Loop	Bremerton	SFR	06/28/2023	\$504,950.00
57170000050008	4242 SE Woodford Ct	Port Orchard	SFR	09/26/2023	\$504,950.00
57020001210004	6055 Addison Rd SW	Port Orchard	SFR	06/02/2023	\$504,995.00
56340000160005	5120 NW Bear Paw Ct	Silverdale	SFR	04/11/2023	\$505,000.00
43510000140001	2831 NW North Star Dr	Silverdale	SFR	08/03/2023	\$505,000.00
49750000800006	8167 Lariat Trl NW	Bremerton	SFR	08/30/2023	\$505,000.00
48580070170001	12142 Wye Lake Blvd SW	Port Orchard	SFR	10/16/2023	\$505,000.00
48580020190000	12847 Bear Lake Dr SW	Port Orchard	SFR	11/14/2023	\$505,000.00
25250130152004	6642 State Hwy 303 NE	Bremerton	SFR	05/31/2023	\$505,481.00
37170050090008	1725 4th St	Bremerton	SFR	11/15/2023	\$505,630.00
56720000620001	6472 Skipper Ln SE	Port Orchard	SFR	09/12/2023	\$505,797.00

Market Survey Results Kitsap County

57020001230002	6103 Addison Rd SW	Port Orchard	SFR	05/22/2023	\$507,035.00
5692000010001	12867 Springboard Ave NW	Silverdale	SFR	05/18/2023	\$508,341.00
49850050080002	1810 Marlow Ave	Bremerton	SFR	10/23/2023	\$509,000.00
56630000200003	9434 Fairhaven Cir NE	Bremerton	SFR	05/12/2023	\$509,950.00
56630000290004	9336 Fairhaven Cir NE	Bremerton	SFR	05/26/2023	\$509,950.00
56210000080000	10630 NE Dawson Way	Kingston	SFR	12/05/2023	\$509,969.00
56720000600003	6498 Skipper Ln SE	Port Orchard	SFR	07/17/2023	\$509,982.00
57040000840007	3812 SW Sylvia Ct	Port Orchard	SFR	10/12/2023	\$509,990.00
57020001970003	1033 SW Pendleton Way	Port Orchard	SFR	09/20/2023	\$509,995.00
50890000550007	1377 NW Bartlett Ct	Silverdale	SFR	09/29/2023	\$509,995.00
57020001070002	1036 SW Pendleton Way	Port Orchard	SFR	10/16/2023	\$509,995.00
56300000060001	25681 School House Pl NE	Kingston	SFR	08/04/2023	\$509,999.00
43350000080000	24460 Taree Blvd NE	Kingston	SFR	02/15/2024	\$510,000.00
15240112022004	1519 Corbet Dr NW	Bremerton	SFR	03/11/2024	\$510,000.00
60240000170000	7430 Glacier Ridge Pl SE	Port Orchard	SFR	04/04/2023	\$510,000.00
39590000020003	266 Sugar Pine Dr	Bremerton	SFR	06/01/2023	\$510,000.00
47420000130000	5695 SW 44th St	Port Orchard	SFR	06/30/2023	\$510,000.00
43620070080001	8035 NE Midway Ave	Indianola	SFR	07/03/2023	\$510,000.00
54970000090000	152 Gazebo St	Port Orchard	SFR	08/29/2023	\$510,000.00
53620000400003	3921 E Sandbar Ct	Port Orchard	SFR	09/11/2023	\$510,000.00
16260110132000	1971 NW Polite Ct	Poulsbo	SFR	09/28/2023	\$510,000.00
51930000070009	20789 Kaya Ln NE	Indianola	SFR	09/29/2023	\$510,000.00
56660000440002	2350 SE Kelby Cir	Port Orchard	SFR	10/23/2023	\$510,000.00
56720000800009	6649 Skipper Ln SE	Port Orchard	SFR	08/02/2023	\$510,684.00
52320000360007	13622 Tuscola Place NW	Silverdale	SFR	11/28/2023	\$511,000.00
57030000050004	4455 Bristol Ln SE	Port Orchard	SFR	06/22/2023	\$511,089.00
56630000230000	9408 Fairhaven Cir NE	Bremerton	SFR	05/23/2023	\$512,000.00
52190000310009	13532 Huntley Pl NW	Silverdale	SFR	07/19/2023	\$513,000.00
54870000090002	2532 Waterside Ln	Bremerton	SFR	09/15/2023	\$513,000.00
30240242342000	4112 SE Lovell St	Port Orchard	SFR	05/25/2023	\$514,000.00
20240143462008	1179 Panoramic Loop	Bremerton	SFR	04/18/2023	\$514,950.00
56360000510009	4374 Nettle Dr SE	Port Orchard	SFR	04/27/2023	\$514,950.00
56360000900002	4390 Acacia Ln SE	Port Orchard	SFR	12/15/2023	\$514,950.00
56720000660007	6424 Skipper Ln SE	Port Orchard	SFR	09/21/2023	\$514,990.00
56720001130000	6522 Seaglass Ave SE	Port Orchard	SFR	10/27/2023	\$514,990.00
57020002970002	6020 Ladd Ct SW	Port Orchard	SFR	04/25/2023	\$514,995.00
57020003010006	6041 Ladd Ct SW	Port Orchard	SFR	06/22/2023	\$514,995.00
57020002920007	6056 Ladd Ct SW	Port Orchard	SFR	07/17/2023	\$514,995.00
57020001150002	5965 Addison Rd SW	Port Orchard	SFR	09/06/2023	\$514,995.00
49750000770001	470 NW Fairwood Way	Bremerton	SFR	02/01/2024	\$515,000.00
49930000300005	7649 Sucia Pl NW	Bremerton	SFR	02/23/2024	\$515,000.00
21250140362001	8578 Tracyton Blvd NW	Bremerton	SFR	03/15/2024	\$515,000.00
13240132092005	912 Pacific Ave	Bremerton	SFR	05/25/2023	\$515,000.00
52320000400001	1415 NW Cairo St	Silverdale	SFR	06/14/2023	\$515,000.00
39590000120001	3609 Cedargrove St	Bremerton	SFR	06/28/2023	\$515,000.00
55960000850007	3808 Discovery Ave SW	Bremerton	SFR	07/21/2023	\$515,000.00
56270001560004	3930 Maritime Dr SW	Bremerton	SFR	07/28/2023	\$515,000.00
23250120482009	147 NE Watson Ct	Bremerton	SFR	09/07/2023	\$515,000.00
08240130362001	2506 Ridgeway Dr NW	Bremerton	SFR	09/29/2023	\$515,000.00
48260000010201	11739 Triviere Trl SE	Port Orchard	SFR	10/09/2023	\$515,000.00
56110000470005	693 NE Nantucket St	Bremerton	SFR	10/11/2023	\$515,000.00
51380000070007	1360 NW Rockford Cir	Silverdale	SFR	10/26/2023	\$515,000.00
21240240272002	1653 Alaska Ave E	Port Orchard	SFR	11/21/2023	\$515,000.00
11230130142003	5695 Sidney Rd SW	Port Orchard	SFR	11/22/2023	\$515,000.00
45840030010009	7288 E Fir St	Port Orchard	SFR	11/22/2023	\$515,000.00

Market Survey Results Kitsap County

56360000380007	4280 Nettle Dr SE	Port Orchard	SFR	05/15/2023	\$515,950.00
56630000150000	9527 Fairhaven Cir NE	Bremerton	SFR	04/21/2023	\$516,919.00
27260140102004	16460 Scandia Rd NW	Poulsbo	SFR	05/24/2023	\$517,000.00
45800180010100	7037 E Washington St	Port Orchard	SFR	05/25/2023	\$517,000.00
56820000190003	5196 Sinclair Way	Bremerton	SFR	08/23/2023	\$517,000.00
02240130222003	325 Schlagel Ln	Bremerton	SFR	11/28/2023	\$517,200.00
40270020060001	1648 Bay St	Port Orchard	SFR	09/18/2023	\$517,600.00
56960001260007	5426 Kinross Rd SW	Port Orchard	SFR	07/10/2023	\$517,674.00
56720000070009	6489 Seaglass Ave SE	Port Orchard	SFR	06/21/2023	\$517,875.00
56630000140001	9539 Fairhaven Cir NE	Bremerton	SFR	04/21/2023	\$517,950.00
56870000500008	1102 SW Sedge St	Port Orchard	SFR	05/30/2023	\$518,460.00
57020001140003	5953 Addison Rd SW	Port Orchard	SFR	11/15/2023	\$518,995.00
55100000810004	4033 SE Empress Ct	Port Orchard	SFR	05/25/2023	\$519,000.00
56720000780003	6631 Skipper Ln SE	Port Orchard	SFR	05/26/2023	\$519,157.00
43870040200003	6658 NE Center St	Suquamish	SFR	02/21/2024	\$519,500.00
56630000270006	9360 Fairhaven Cir NE	Bremerton	SFR	05/31/2023	\$519,950.00
56360000630005	4349 Nettle Dr SE	Port Orchard	SFR	08/01/2023	\$519,950.00
56360000600008	4367 Nettle Dr SE	Port Orchard	SFR	08/28/2023	\$519,950.00
56360000610007	4359 Nettle Dr SE	Port Orchard	SFR	09/05/2023	\$519,950.00
56360000580002	4379 Nettle Dr SE	Port Orchard	SFR	09/18/2023	\$519,950.00
57020001180009	6029 Addison Rd SW	Port Orchard	SFR	10/27/2023	\$519,995.00
02240110071008	4635 Shady Hollow Ln NW	Bremerton	SFR	02/23/2024	\$520,000.00
40530020050108	922 Dwight St	Port Orchard	SFR	03/20/2024	\$520,000.00
02270230062009	10398 NE Rose Point Way	Kingston	SFR	04/04/2023	\$520,000.00
50540000060008	1445 NW Island Lake Rd	Silverdale	SFR	04/18/2023	\$520,000.00
56270001810003	3737 Freighter Pl	Bremerton	SFR	04/18/2023	\$520,000.00
54030000200008	2947 Lowren Loop	Port Orchard	SFR	05/05/2023	\$520,000.00
55540000990100	1923 SE Seneca Way	Port Orchard	SFR	08/04/2023	\$520,000.00
50740000010009	8784 Sungate Pl NE	Bremerton	SFR	08/15/2023	\$520,000.00
47950170020003	850 SW Miller Rd	Port Orchard	SFR	10/13/2023	\$520,000.00
23240240051008	18570 Morganmarsh Ln W	Seabeck	SFR	10/31/2023	\$520,000.00
56630000210002	9422 Fairhaven Cir NE	Bremerton	SFR	05/05/2023	\$520,442.00
57030000310002	735 SE Nordmann Loop	Port Orchard	SFR	09/28/2023	\$520,700.00
57020001350008	5948 Addison Rd SW	Port Orchard	SFR	08/30/2023	\$521,635.00
54740000520003	4534 SE Bakken Ct	Port Orchard	SFR	03/29/2024	\$522,000.00
57030000060003	4463 Bristol Ln SE	Port Orchard	SFR	07/28/2023	\$522,343.00
56720000790002	6643 Skipper Ln SE	Port Orchard	SFR	07/14/2023	\$522,388.00
08240140212006	2423 Lakehurst Dr	Bremerton	SFR	04/05/2023	\$522,500.00
20240142992005	1162 Panoramic Loop	Bremerton	SFR	08/29/2023	\$522,950.00
52420000070000	7562 Maloya Ln SE	Port Orchard	SFR	05/17/2023	\$523,000.00
20240143182002	1238 Panoramic Loop	Bremerton	SFR	09/18/2023	\$523,950.00
56630000250008	9384 Fairhaven Cir NE	Bremerton	SFR	04/27/2023	\$524,950.00
56360000670001	4325 Nettle Dr SE	Port Orchard	SFR	05/19/2023	\$524,950.00
20240143062006	1190 Panoramic Loop	Bremerton	SFR	06/09/2023	\$524,950.00
56360000550005	4398 Nettle Dr SE	Port Orchard	SFR	11/07/2023	\$524,950.00
56360000200007	4275 Acacia Ln SE	Port Orchard	SFR	11/21/2023	\$524,950.00
56920000070005	12878 Springboard Ave NW	Silverdale	SFR	06/30/2023	\$524,990.00
56920000080004	12866 Springboard Ave NW	Silverdale	SFR	07/14/2023	\$524,990.00
57040000810000	3795 SW Bigler Way	Port Orchard	SFR	11/13/2023	\$524,990.00
57020001240001	6111 Addison Rd SW	Port Orchard	SFR	05/04/2023	\$524,995.00
56870000510007	1110 SW Sedge St	Port Orchard	SFR	06/01/2023	\$524,995.00
57020001130004	5945 Addison Rd SW	Port Orchard	SFR	08/17/2023	\$524,995.00
57020001090000	1056 SW Pendleton Way	Port Orchard	SFR	11/29/2023	\$524,995.00
57020003030004	6057 Ladd Ct SW	Port Orchard	SFR	12/28/2023	\$524,995.00
57020001950005	1049 SW Pendleton Way	Port Orchard	SFR	01/12/2024	\$525,000.00

Market Survey Results Kitsap County

4829000040007	3857 Creek View Ct SE	Port Orchard	SFR	01/19/2024	\$525,000.00
5419000020002	550 SW Hipkins Ct	Port Orchard	SFR	03/15/2024	\$525,000.00
55470000710003	4512 Chanting Cir SW	Port Orchard	SFR	03/20/2024	\$525,000.00
52390000260002	6433 Crossing Pl SW	Port Orchard	SFR	04/20/2023	\$525,000.00
37190010030209	1813 Shorewood Dr	Bremerton	SFR	07/07/2023	\$525,000.00
55510000230005	1938 Claret Loop NW	Poulsbo	SFR	08/10/2023	\$525,000.00
48500000180003	978 SW Lake St	Port Orchard	SFR	08/31/2023	\$525,000.00
03240130252009	3125 Rocky Point Rd NW	Bremerton	SFR	09/01/2023	\$525,000.00
24260130342001	18135 Noll Rd NE	Poulsbo	SFR	09/13/2023	\$525,000.00
26270230202003	9932 NE West Kingston Rd	Kingston	SFR	10/11/2023	\$525,000.00
02250130322000	181 NE Evans Ln	Poulsbo	SFR	10/18/2023	\$525,000.00
55890000080000	4312 Harris Rd SE	Port Orchard	SFR	10/23/2023	\$525,000.00
57020001320001	6008 Addison Rd SW	Port Orchard	SFR	10/27/2023	\$525,000.00
53560000190008	7055 SW Dunraven Ln	Port Orchard	SFR	10/31/2023	\$525,000.00
34240240392003	9506 SE Cornell Rd	Port Orchard	SFR	12/29/2023	\$525,000.00
57030000080001	4479 Bristol Ln SE	Port Orchard	SFR	09/05/2023	\$525,051.00
57080010020000	6111 Windlass Ave SE	Port Orchard	SFR	07/20/2023	\$526,290.00
55300000590008	2302 SW Siskin Cir	Port Orchard	SFR	10/16/2023	\$527,450.00
56720000590006	6512 Skipper Ln SE	Port Orchard	SFR	07/19/2023	\$527,475.00
56720000550000	6556 Skipper Ln SE	Port Orchard	SFR	05/11/2023	\$527,990.00
20240143252003	1266 Panoramic Loop	Bremerton	SFR	10/10/2023	\$528,950.00
57020001160001	6011 Addison Rd SW	Port Orchard	SFR	12/29/2023	\$529,000.00
56920000090003	12854 Springboard Ave NW	Silverdale	SFR	06/27/2023	\$529,675.00
56360000130006	4323 Acacia Ln SE	Port Orchard	SFR	04/17/2023	\$529,950.00
56360000440009	4332 Nettle Dr SE	Port Orchard	SFR	06/13/2023	\$529,950.00
56360000390006	4286 Nettle Dr SE	Port Orchard	SFR	07/10/2023	\$529,950.00
56360000520008	4380 Nettle Dr SE	Port Orchard	SFR	09/25/2023	\$529,950.00
56360000530007	4386 Nettle Dr SE	Port Orchard	SFR	10/03/2023	\$529,950.00
57020002910008	6060 Ladd Ct SW	Port Orchard	SFR	09/26/2023	\$529,995.00
57020001360007	5940 Addison Rd SW	Port Orchard	SFR	11/30/2023	\$529,995.00
04250120222002	2753 NW Mountain View Rd	Silverdale	SFR	03/19/2024	\$530,000.00
42490000040009	20625 Terasse Dr NW	Poulsbo	SFR	05/17/2023	\$530,000.00
53890000200006	1240 NE Gilmax Ln	Poulsbo	SFR	06/23/2023	\$530,000.00
07230120112004	5801 SW Old Clifton Rd	Port Orchard	SFR	08/07/2023	\$530,000.00
57020001050004	1012 SW Pendleton Way	Port Orchard	SFR	11/20/2023	\$530,000.00
49340000520000	5329 Pineridge Dr NE	Bremerton	SFR	12/06/2023	\$530,000.00
50430000140002	80 NE Teri Ct	Bremerton	SFR	01/09/2024	\$530,400.00
56630000330008	9359 Fairhaven Cir NE	Bremerton	SFR	06/22/2023	\$530,477.00
56720000640009	6448 Skipper Ln SE	Port Orchard	SFR	10/11/2023	\$530,811.00
44660000050004	7038 Navajo Trl NE	Bremerton	SFR	03/28/2024	\$531,500.00
20240143142006	1222 Panoramic Loop	Bremerton	SFR	08/29/2023	\$531,950.00
56630000280005	9348 Fairhaven Cir NE	Bremerton	SFR	06/20/2023	\$531,985.00
53210000010000	8701 Jace Ln NW	Silverdale	SFR	07/24/2023	\$532,500.00
11230130052004	710 SE Meline Rd	Port Orchard	SFR	10/09/2023	\$532,500.00
20240143272001	1274 Panoramic Loop	Bremerton	SFR	10/19/2023	\$532,950.00
56360000680000	4319 Nettle Dr SE	Port Orchard	SFR	04/27/2023	\$534,950.00
56360000470006	4350 Nettle Dr SE	Port Orchard	SFR	07/18/2023	\$534,950.00
56360000650003	4337 Nettle Dr SE	Port Orchard	SFR	08/18/2023	\$534,950.00
56920000020000	12855 Springboard Ave NW	Silverdale	SFR	06/20/2023	\$534,967.00
56870000480003	1072 SW Sedge St	Port Orchard	SFR	05/10/2023	\$534,995.00
57020002890002	1031 SW Sedge St	Port Orchard	SFR	06/22/2023	\$534,995.00
56820001010002	5190 Sophie St	Bremerton	SFR	02/02/2024	\$535,000.00
50600000030003	14551 Osprey Pl NE	Poulsbo	SFR	02/09/2024	\$535,000.00
17260220632005	20265 Robin Ln NE	Suquamish	SFR	03/08/2024	\$535,000.00
45980090130006	1485 Whittier Ave SE	Port Orchard	SFR	03/22/2024	\$535,000.00

Market Survey Results Kitsap County

50260000310002	982 NE Colby Ct	Bremerton	SFR	03/28/2024	\$535,000.00
48270000320104	5415 SE North St	Port Orchard	SFR	05/23/2023	\$535,000.00
50250000040006	286 NE Watson Ct	Bremerton	SFR	06/30/2023	\$535,000.00
56820000010003	5124 Sinclair Way	Bremerton	SFR	08/14/2023	\$535,000.00
49750000210008	585 NW Fairwood Way	Bremerton	SFR	11/30/2023	\$535,000.00
39480000050004	3031 McClain Ave	Bremerton	SFR	12/01/2023	\$535,000.00
56440000340001	522 Madrona Way NE	Bainbridge Island	SFR	12/29/2023	\$535,000.00
56630000110004	9577 Fairhaven Cir NE	Bremerton	SFR	04/14/2023	\$535,950.00
46280030020006	5282 Rich View Dr E	Port Orchard	SFR	08/29/2023	\$536,000.00
56720000810008	6657 Skipper Ln SE	Port Orchard	SFR	05/26/2023	\$536,341.00
42370000210002	264 NE Torval Canyon Rd	Poulsbo	SFR	05/26/2023	\$537,000.00
50870000370002	19775 Stavanger Loop NE	Poulsbo	SFR	06/23/2023	\$537,000.00
56720000090007	6517 Seaglass Ave SE	Port Orchard	SFR	06/14/2023	\$537,334.00
42370000020005	20166 1st Ave NE	Poulsbo	SFR	02/12/2024	\$537,500.00
57030000020007	783 SE Nordmann Loop	Port Orchard	SFR	06/27/2023	\$538,095.00
56720000060000	6473 Seaglass Ave SE	Port Orchard	SFR	10/26/2023	\$538,781.00
45110000080006	3736 NW Cartier Dr	Bremerton	SFR	01/24/2024	\$539,000.00
50000000090000	1049 NE Rindal Ct	Poulsbo	SFR	08/01/2023	\$539,500.00
39750000080601	1106 Hayward Ave	Bremerton	SFR	01/19/2024	\$539,900.00
56360000560004	4399 Nettle Dr SE	Port Orchard	SFR	10/31/2023	\$539,950.00
57020002930006	6048 Ladd Ct SW	Port Orchard	SFR	08/22/2023	\$539,995.00
55910000190003	10664 Buccaneer Pl NW	Silverdale	SFR	04/14/2023	\$539,999.00
17250140552003	3624 Dahl Rd NW	Silverdale	SFR	01/26/2024	\$540,000.00
48580040010006	12858 Bear Lake Dr SW	Port Orchard	SFR	03/15/2024	\$540,000.00
11240130232001	2108 Snyder Ave	Bremerton	SFR	03/26/2024	\$540,000.00
29270230532000	26113 Bond Rd NE	Kingston	SFR	05/01/2023	\$540,000.00
43100010500301	1199 NE Sunset Way	Poulsbo	SFR	05/26/2023	\$540,000.00
35240120202008	1149 Sherman Ave	Port Orchard	SFR	06/28/2023	\$540,000.00
03230110111002	5401 Wilkinson Rd W	Bremerton	SFR	07/25/2023	\$540,000.00
52320000040005	13766 Connor Loop NW	Silverdale	SFR	09/12/2023	\$540,000.00
21250230512002	8290 Fletcher Bay Rd NE	Bainbridge Island	SFR	11/22/2023	\$540,000.00
57050000180007	10292 Chimes Pl NW	Bremerton	SFR	11/27/2023	\$540,000.00
20240120222003	4017 W Kitsap Lake Rd	Bremerton	SFR	12/08/2023	\$540,000.00
53730000070001	11961 Mayfair Ave SW	Port Orchard	SFR	06/12/2023	\$540,600.00
56920000100000	12842 Springboard Ave NW	Silverdale	SFR	10/02/2023	\$540,770.00
56880000530004	1166 NW Rhythm St	Bremerton	SFR	06/15/2023	\$540,996.00
57020002980001	6023 Ladd Ct SW	Port Orchard	SFR	05/15/2023	\$541,125.00
38070040090002	1911 10th St	Bremerton	SFR	07/05/2023	\$543,210.00
20240143522009	1155 Panoramic Loop	Bremerton	SFR	05/19/2023	\$544,950.00
56360000640004	4343 Nettle Dr SE	Port Orchard	SFR	06/30/2023	\$544,950.00
57020001120005	5935 Addison Rd SW	Port Orchard	SFR	09/28/2023	\$544,995.00
32240130072006	4450 W Frone Dr	Bremerton	SFR	01/22/2024	\$545,000.00
50470000630008	7967 Rooney Rd NW	Silverdale	SFR	03/22/2024	\$545,000.00
49340000060007	5364 Pineridge Dr NE	Bremerton	SFR	05/12/2023	\$545,000.00
53310000070002	106 Poplar St	Port Orchard	SFR	07/14/2023	\$545,000.00
60170000140002	1310 SE La Donna Ct	Port Orchard	SFR	08/21/2023	\$545,000.00
55820000180005	25867 Arklow Pl NE	Kingston	SFR	08/24/2023	\$545,000.00
31250220462000	3343 NE 1st St	Bremerton	SFR	10/25/2023	\$545,000.00
53700000190000	1151 NW Suzanne Ct	Poulsbo	SFR	10/30/2023	\$545,000.00
48580040080009	12818 Burchard Dr SW	Port Orchard	SFR	11/15/2023	\$545,000.00
50200000110002	8965 Watson Pl NE	Bremerton	SFR	11/22/2023	\$545,000.00
45720000040006	3309 Ridgeview Dr NE	Bremerton	SFR	01/26/2024	\$545,500.00
56360000690009	4313 Nettle Dr SE	Port Orchard	SFR	06/28/2023	\$545,950.00
24250120682003	8863 Sungate Pl NE	Bremerton	SFR	01/12/2024	\$546,500.00
54860000750002	2225 SW Siskin Cir	Port Orchard	SFR	01/02/2024	\$548,000.00

Market Survey Results Kitsap County

13250110592009	10753 Ogle Rd NE	Poulsbo	SFR	01/08/2024	\$548,500.00
56840000160004	4550 Hibiscus Cir SW	Port Orchard	SFR	04/24/2023	\$548,900.00
43630120190007	21418 Virginia Ave NE	Kingston	SFR	06/13/2023	\$549,000.00
50010000240000	2710 NE Rosalie Pl	Poulsbo	SFR	09/26/2023	\$549,000.00
06230240112000	4327 Long Lake Rd SE	Port Orchard	SFR	12/13/2023	\$549,000.00
20240143532008	1151 Panoramic Loop	Bremerton	SFR	02/07/2024	\$549,900.00
56840000580003	4597 Hibiscus Cir SW	Port Orchard	SFR	06/23/2023	\$549,900.00
39850000040009	2014 Brashem Ave	Bremerton	SFR	02/06/2024	\$549,950.00
32240140422001	4288 Feigley Rd W	Port Orchard	SFR	04/17/2023	\$549,950.00
20240143492005	1167 Panoramic Loop	Bremerton	SFR	05/03/2023	\$549,950.00
56360000660002	4331 Nettle Dr SE	Port Orchard	SFR	08/07/2023	\$549,950.00
20240143412003	1263 Panoramic Loop	Bremerton	SFR	09/18/2023	\$549,950.00
56360000910001	4384 Acacia Ln SE	Port Orchard	SFR	09/29/2023	\$549,950.00
20240142902004	1008 Panoramic Loop	Bremerton	SFR	11/14/2023	\$549,950.00
56360000570003	4391 Nettle Dr SE	Port Orchard	SFR	11/17/2023	\$549,950.00
56920000040008	12831 Springboard Ave NW	Silverdale	SFR	01/31/2024	\$549,990.00
57040000930006	3797 SW Sylvia Ct	Port Orchard	SFR	05/16/2023	\$549,990.00
57040000910008	3813 SW Sylvia Ct	Port Orchard	SFR	06/20/2023	\$549,990.00
57040000860005	3832 SW Sylvia Ct	Port Orchard	SFR	06/28/2023	\$549,990.00
57040000880003	3843 SW Sylvia Ct	Port Orchard	SFR	07/12/2023	\$549,990.00
57080010200008	6146 Windlass Ave SE	Port Orchard	SFR	10/02/2023	\$549,990.00
57040000790004	3817 SW Bigler Way	Port Orchard	SFR	11/09/2023	\$549,990.00
57080010170003	6182 Windlass Ave SE	Port Orchard	SFR	11/29/2023	\$549,990.00
57020002880003	1037 SW Sedge St	Port Orchard	SFR	06/22/2023	\$549,995.00
57020001250000	6102 Addison Rd SW	Port Orchard	SFR	07/17/2023	\$549,995.00
57020001220003	6061 Addison Rd SW	Port Orchard	SFR	07/24/2023	\$549,995.00
57100000050005	1608 NE Calavista St	Poulsbo	SFR	08/08/2023	\$549,995.00
57020002960003	6028 Ladd Ct SW	Port Orchard	SFR	08/24/2023	\$549,995.00
57020002000008	1009 SW Pendleton Way	Port Orchard	SFR	12/15/2023	\$549,995.00
57020001960004	1041 SW Pendleton Way	Port Orchard	SFR	12/29/2023	\$549,995.00
49800000240008	4475 NW Shelley Dr	Silverdale	SFR	03/29/2024	\$550,000.00
50010000010007	20740 Gala Way NE	Poulsbo	SFR	05/16/2023	\$550,000.00
44180000100006	2358 NE Meadowlark Cir	Bremerton	SFR	06/09/2023	\$550,000.00
55910000070007	10522 Buccaneer Pl NW	Silverdale	SFR	06/27/2023	\$550,000.00
16280240142000	38564 Hansville Dr NE	Hansville	SFR	07/18/2023	\$550,000.00
49490000280004	8205 Clearidge Ave NW	Silverdale	SFR	08/02/2023	\$550,000.00
46440060200007	7911 E Maple St	Port Orchard	SFR	09/14/2023	\$550,000.00
49750000360001	8289 Saddle Trl NW	Bremerton	SFR	10/03/2023	\$550,000.00
47170000100004	2955 Maple Crest Ln SE	Port Orchard	SFR	11/09/2023	\$550,000.00
45110000140503	3529 NW Cartier Dr	Bremerton	SFR	12/06/2023	\$550,050.00
57040000830008	3802 SW Sylvia Ct	Port Orchard	SFR	08/18/2023	\$552,000.00
57020003000007	6033 Ladd Ct SW	Port Orchard	SFR	06/15/2023	\$552,365.00
23250140151006	8270 Sesame St NW	Silverdale	SFR	06/01/2023	\$552,800.00
56880000150001	10043 Ramble Dr NW	Bremerton	SFR	06/07/2023	\$553,827.00
56630000260007	9372 Fairhaven Cir NE	Bremerton	SFR	06/08/2023	\$554,284.00
56360000840000	902 Bunting Pl SE	Port Orchard	SFR	05/19/2023	\$554,950.00
56360000430000	4326 Nettle Dr SE	Port Orchard	SFR	05/26/2023	\$554,950.00
20240143322004	1227 Panoramic Loop	Bremerton	SFR	06/05/2023	\$554,950.00
56360000460007	4344 Nettle Dr SE	Port Orchard	SFR	08/23/2023	\$554,950.00
42570060320001	37970 Bay St NE	Hansville	SFR	03/01/2024	\$555,000.00
37870000010200	3203 19th St	Bremerton	SFR	04/26/2023	\$555,000.00
50600000180006	14425 Kestrel Pl NE	Poulsbo	SFR	07/31/2023	\$555,000.00
12240120252000	2833 Sanders Ave	Bremerton	SFR	09/15/2023	\$555,000.00
48400000260006	2713 SE Tucci Pl	Port Orchard	SFR	09/28/2023	\$555,000.00
45790000130107	8489 E Caraway Rd	Port Orchard	SFR	10/31/2023	\$555,000.00

Market Survey Results Kitsap County

35260120502009	15952 Levin Rd NE	Poulsbo	SFR	11/09/2023	\$555,000.00
49890000540002	4453 NW Cascade St	Silverdale	SFR	12/08/2023	\$555,000.00
20240210312003	3006 Opdal Rd E	Port Orchard	SFR	12/28/2023	\$555,000.00
57020001260009	6056 Addison Rd SW	Port Orchard	SFR	06/20/2023	\$555,745.00
42800000480007	5226 NE Ponderosa Dr	Hansville	SFR	09/05/2023	\$556,000.00
45610020050400	192 Gold Creek Rd NW	Bremerton	SFR	10/11/2023	\$556,000.00
56880000100006	1179 NW Rhythm St	Bremerton	SFR	06/28/2023	\$557,559.00
56960001010006	5385 Kinross Rd SW	Port Orchard	SFR	10/04/2023	\$557,616.00
35250121322002	350 NE McWilliams Ct	Bremerton	SFR	06/08/2023	\$557,900.00
56840000700007	4510 Currant Ln SW	Port Orchard	SFR	05/31/2023	\$559,900.00
51590000060002	2957 NW North Star Dr	Silverdale	SFR	09/15/2023	\$559,900.00
56840000570004	4601 Hibiscus Cir SW	Port Orchard	SFR	12/08/2023	\$559,900.00
20240143292009	1282 Panoramic Loop	Bremerton	SFR	11/20/2023	\$559,950.00
57020001170000	6019 Addison Rd SW	Port Orchard	SFR	06/20/2023	\$559,995.00
57100000030007	1604 NE Calavista St	Poulsbo	SFR	07/17/2023	\$559,995.00
57020001980002	1025 SW Pendleton Way	Port Orchard	SFR	09/18/2023	\$559,995.00
57100000070003	1612 NE Calavista St	Poulsbo	SFR	11/20/2023	\$559,995.00
47390000420000	200 SE Rim Ln	Port Orchard	SFR	03/06/2024	\$560,000.00
49750000180003	625 NW Fairwood Way	Bremerton	SFR	03/27/2024	\$560,000.00
56700000070001	6519 Foxtail Pl NW	Bremerton	SFR	04/28/2023	\$560,000.00
05220220582000	5173 SE Burley Olalla Rd	Olalla	SFR	05/08/2023	\$560,000.00
23270120532009	637 NE Owl Hill Way	Poulsbo	SFR	10/10/2023	\$560,000.00
54160000040003	5224 Del Tormey Pl SE	Port Orchard	SFR	11/30/2023	\$560,000.00
57020001380005	1106 SW Pendleton Way	Port Orchard	SFR	12/22/2023	\$560,225.00
57100000190009	1682 NE Halden Glen Dr	Poulsbo	SFR	02/20/2024	\$561,800.00
32240110771007	3739 South Mission Rd W	Bremerton	SFR	01/04/2024	\$563,000.00
56840000860009	4687 Hibiscus Cir SW	Port Orchard	SFR	08/21/2023	\$564,900.00
56360000450008	4338 Nettle Dr SE	Port Orchard	SFR	06/30/2023	\$564,950.00
57020002950004	6034 Ladd Ct SW	Port Orchard	SFR	08/29/2023	\$564,995.00
57020001300003	6024 Addison Rd SW	Port Orchard	SFR	09/25/2023	\$564,995.00
56540000150001	1894 Hardway Ln	Bremerton	SFR	02/22/2024	\$565,000.00
43030000160008	2064 Tamsen Ct NW	Poulsbo	SFR	03/15/2024	\$565,000.00
20240141962009	927 Baker Heights Loop	Bremerton	SFR	03/22/2024	\$565,000.00
08240131342002	1721 Kitsap Lake Rd NW	Bremerton	SFR	04/11/2023	\$565,000.00
49410000240006	245 NW Bridle Ridge Blvd	Bremerton	SFR	05/15/2023	\$565,000.00
52540000030009	7231 Fern Vista Pl SW	Port Orchard	SFR	05/25/2023	\$565,000.00
27270230302000	26270 Leyman Ln NE	Kingston	SFR	07/28/2023	\$565,000.00
47500000360002	12054 Alpine Dr SW	Port Orchard	SFR	08/25/2023	\$565,000.00
52260000160009	1182 SE High Ridge Ct	Port Orchard	SFR	09/05/2023	\$565,000.00
54740000540001	4510 SE Bakken Ct	Port Orchard	SFR	09/05/2023	\$565,297.00
12240140682004	2220 Perry Ave	Bremerton	SFR	02/21/2024	\$565,400.00
20240142642006	937 Panoramic Loop	Bremerton	SFR	03/21/2024	\$566,950.00
57100000210005	1678 NE Halden Glen Dr	Poulsbo	SFR	01/30/2024	\$566,995.00
44170000210004	2079 NE Oriole Way	Bremerton	SFR	07/20/2023	\$569,000.00
20240143502001	1163 Panoramic Loop	Bremerton	SFR	05/19/2023	\$569,950.00
20240143372009	1247 Panoramic Loop	Bremerton	SFR	07/12/2023	\$569,950.00
56920000140006	12836 Jammer Pl NW	Silverdale	SFR	12/15/2023	\$569,990.00
56870000780006	5956 Waverly Rd SW	Port Orchard	SFR	05/02/2023	\$569,995.00
56870000790005	5948 Waverly Rd SW	Port Orchard	SFR	05/30/2023	\$569,995.00
57020002940005	6040 Ladd Ct SW	Port Orchard	SFR	08/31/2023	\$569,995.00
47310000030005	7295 SE Truman St	Port Orchard	SFR	03/26/2024	\$570,000.00
42710000030001	36033 Hood Canal Dr NE	Hansville	SFR	05/18/2023	\$570,000.00
45310000260000	3988 Redwing Trl NW	Bremerton	SFR	06/07/2023	\$570,000.00
09220230402005	6909 SE 160th St	Olalla	SFR	07/18/2023	\$570,000.00
49480000560000	711 NE Pinecrest Dr	Bremerton	SFR	08/25/2023	\$570,000.00

Market Survey Results Kitsap County

03230140112004	721 SW Birch Rd	Port Orchard	SFR	09/29/2023	\$570,000.00
43350000410009	24620 NE Granada Ct	Kingston	SFR	10/04/2023	\$570,000.00
43230000110009	28710 State Hwy 104 NE	Kingston	SFR	11/13/2023	\$570,000.00
55840000150006	4158 SW Colbert Way	Port Orchard	SFR	12/29/2023	\$570,000.00
57030000030006	789 SE Nordmann Loop	Port Orchard	SFR	05/23/2023	\$570,040.00
20240142982006	1158 Panoramic Loop	Bremerton	SFR	07/19/2023	\$570,950.00
57020001990001	1017 SW Pendleton Way	Port Orchard	SFR	11/20/2023	\$571,005.00
47950070020004	7500 Sidney Rd SW	Port Orchard	SFR	11/16/2023	\$573,000.00
56720000630000	6460 Skipper Ln SE	Port Orchard	SFR	10/02/2023	\$574,261.00
56490000050001	1170 NE Sockeye Ct	Bremerton	SFR	11/09/2023	\$574,888.00
20240141612000	901 Timberline Ave	Bremerton	SFR	06/06/2023	\$574,950.00
20240143092003	1202 Panoramic Loop	Bremerton	SFR	08/10/2023	\$574,950.00
20240142942000	1024 Panoramic Loop	Bremerton	SFR	11/07/2023	\$574,950.00
56920000130007	12806 Springboard Ave NW	Silverdale	SFR	02/05/2024	\$574,990.00
56920000120008	12818 Springboard Ave NW	Silverdale	SFR	02/09/2024	\$574,990.00
57080010050007	6147 Windlass Ave SE	Port Orchard	SFR	08/31/2023	\$574,990.00
57080010010001	6099 Windlass Ave SE	Port Orchard	SFR	09/11/2023	\$574,990.00
57050000190006	10304 Chimes Pl NW	Bremerton	SFR	10/31/2023	\$574,990.00
56920000150005	12824 Jammer Pl NW	Silverdale	SFR	11/15/2023	\$574,990.00
57040000770006	3837 SW Bigler Way	Port Orchard	SFR	11/22/2023	\$574,990.00
10240130162001	1154 NW Erickson Cove Way	Bremerton	SFR	03/29/2024	\$575,000.00
44350000370004	5161 NW Eldorado Blvd	Bremerton	SFR	04/11/2023	\$575,000.00
49480000460003	755 NE Pinecrest Dr	Bremerton	SFR	05/22/2023	\$575,000.00
20240140672005	1483 Baker Heights Loop	Bremerton	SFR	05/30/2023	\$575,000.00
11230210052007	5461 Wilson Creek Rd SE	Port Orchard	SFR	06/29/2023	\$575,000.00
55500000190002	20276 Hillsong Pl NE	Poulsbo	SFR	09/22/2023	\$575,000.00
56920000160004	12812 Jammer Pl NW	Silverdale	SFR	09/25/2023	\$575,000.00
49930000700006	7614 Orcas Pl NW	Bremerton	SFR	10/04/2023	\$575,000.00
44230200110006	3535 NE Arizona St	Bremerton	SFR	10/05/2023	\$575,000.00
43340000010008	24828 Hillbend Ln NE	Kingston	SFR	10/27/2023	\$575,000.00
43340000310002	24120 Madura Dr NE	Kingston	SFR	12/13/2023	\$575,000.00
54010001120009	19995 12th Ave NE	Poulsbo	SFR	12/15/2023	\$575,000.00
56720000050001	6457 Seaglass Ave SE	Port Orchard	SFR	10/31/2023	\$576,595.00
49290000100008	13421 Rocky Ridge Rd NW	Silverdale	SFR	09/25/2023	\$577,500.00
49690000340001	740 NE Woods Ct	Bremerton	SFR	04/17/2023	\$578,000.00
45320000140003	3591 NW Shorthorn Dr	Bremerton	SFR	06/21/2023	\$578,000.00
50110000440004	16656 Seminole Rd NE	Poulsbo	SFR	03/22/2024	\$579,000.00
04260140312006	1611 NW England Ln	Poulsbo	SFR	09/05/2023	\$579,000.00
57030000320001	759 SE Nordmann Loop	Port Orchard	SFR	05/10/2023	\$579,371.00
56840000690000	4520 Currant Ln SW	Port Orchard	SFR	06/05/2023	\$579,900.00
56840000850000	4693 Hibiscus Cir SW	Port Orchard	SFR	08/25/2023	\$579,900.00
57100000150003	1630 NE Calavista St	Poulsbo	SFR	01/02/2024	\$579,995.00
55900000560008	4304 Novak Dr SW	Port Orchard	SFR	02/16/2024	\$580,000.00
60300000100009	4543 SE Land Summit Ct	Port Orchard	SFR	03/05/2024	\$580,000.00
49590000220007	1715 NW Marmot Cir	Silverdale	SFR	03/13/2024	\$580,000.00
11230230232001	6001 Wilson Creek Rd SE	Port Orchard	SFR	03/15/2024	\$580,000.00
52220000500000	7043 NE Hannah Ct	Kingston	SFR	05/04/2023	\$580,000.00
56260000160005	26594 NE Fireball Way	Kingston	SFR	05/19/2023	\$580,000.00
55280001560004	620 NW Arendal Way	Poulsbo	SFR	08/23/2023	\$580,000.00
46000120120007	1212 Evans Ave W	Bremerton	SFR	09/05/2023	\$580,000.00
10220220342002	8152 SE Ketchum Rd	Olalla	SFR	09/18/2023	\$580,000.00
56880000130003	10019 Ramble Dr NW	Bremerton	SFR	10/31/2023	\$580,000.00
28260120042005	3121 NW River Ln	Poulsbo	SFR	12/20/2023	\$580,000.00
56880000540003	1154 NW Rhythm St	Bremerton	SFR	05/17/2023	\$580,156.00
20240143012001	1170 Panoramic Loop	Bremerton	SFR	08/07/2023	\$580,950.00

Market Survey Results Kitsap County

5710000290007	1643 NE Halden Glen Dr	Poulsbo	SFR	07/25/2023	\$581,780.00
34230120042000	1060 SW Wildwood Rd	Port Orchard	SFR	09/06/2023	\$582,000.00
52180000360005	7278 Sunset Ave NE	Bremerton	SFR	09/11/2023	\$582,000.00
32250130992004	5007 Chico Way NW	Bremerton	SFR	09/25/2023	\$583,500.00
56720001100003	6564 Seaglass Ave SE	Port Orchard	SFR	10/18/2023	\$583,523.00
56360000990003	4158 Nettle Dr SE	Port Orchard	SFR	07/24/2023	\$584,950.00
20240142972007	1154 Panoramic Loop	Bremerton	SFR	08/28/2023	\$584,950.00
20240143122008	1214 Panoramic Loop	Bremerton	SFR	08/28/2023	\$584,950.00
20240143152005	1226 Panoramic Loop	Bremerton	SFR	09/19/2023	\$584,950.00
20240143162004	1230 Panoramic Loop	Bremerton	SFR	10/10/2023	\$584,950.00
56360000720004	4249 Nettle Dr SE	Port Orchard	SFR	11/03/2023	\$584,950.00
20240143112009	1210 Panoramic Loop	Bremerton	SFR	11/15/2023	\$584,950.00
20240143552006	1025 Panoramic Loop	Bremerton	SFR	11/29/2023	\$584,950.00
57040000820009	3796 SW Sylvia Ct	Port Orchard	SFR	09/27/2023	\$584,990.00
44740220050008	4890 Johnson St NW	Bremerton	SFR	03/29/2024	\$584,999.00
55900000700000	4220 Novak Dr SW	Port Orchard	SFR	01/17/2024	\$585,000.00
02220120142007	694 SE Oak Rd	Port Orchard	SFR	01/29/2024	\$585,000.00
49110000070003	3643 NE Hyak Way	Bremerton	SFR	02/16/2024	\$585,000.00
46100050050008	5495 E Collins Rd	Port Orchard	SFR	05/31/2023	\$585,000.00
55420000200000	1782 Bungalow Way NE	Poulsbo	SFR	06/01/2023	\$585,000.00
48750000100002	1121 SW Sidney Heights Ln	Port Orchard	SFR	07/25/2023	\$585,000.00
54010001170004	19867 12th Ave NE	Poulsbo	SFR	09/28/2023	\$585,000.00
60120000100001	668 SW Littletree Cir	Port Orchard	SFR	10/03/2023	\$585,000.00
42990050120007	2012 NW Kimball St	Poulsbo	SFR	10/27/2023	\$585,000.00
09260120232005	22009 Clear Creek Rd NW	Poulsbo	SFR	12/29/2023	\$585,000.00
56280000500000	10708 Armada Ave NW	Silverdale	SFR	07/14/2023	\$586,000.00
57100000400002	1611 NE Calavista St	Poulsbo	SFR	01/31/2024	\$587,995.00
55900000540000	4316 Novak Dr SW	Port Orchard	SFR	10/27/2023	\$589,000.00
49890000210002	9248 Drago Ct NW	Silverdale	SFR	12/18/2023	\$589,900.00
20240143312005	1223 Panoramic Loop	Bremerton	SFR	05/30/2023	\$589,950.00
20240143072005	1194 Panoramic Loop	Bremerton	SFR	06/01/2023	\$589,950.00
20240143232005	1258 Panoramic Loop	Bremerton	SFR	11/28/2023	\$589,950.00
57050000220001	10340 Chimes Pl NW	Bremerton	SFR	11/28/2023	\$589,990.00
57100000180000	1684 NE Halden Glen Dr	Poulsbo	SFR	03/29/2024	\$589,995.00
57020001200005	6047 Addison Rd SW	Port Orchard	SFR	09/26/2023	\$589,995.00
35240120322004	1355 Pottery Ave	Port Orchard	SFR	01/31/2024	\$590,000.00
09250110302009	12369 Silverdale Way NW	Silverdale	SFR	10/31/2023	\$590,000.00
55910000080006	10534 Buccaneer Pl NW	Silverdale	SFR	11/03/2023	\$590,000.00
05260210412008	6073 NE Dawn Breaker Dr	Poulsbo	SFR	11/08/2023	\$590,000.00
49370000110007	6888 Bridle Vale Blvd NW	Bremerton	SFR	05/31/2023	\$594,000.00
57080010040008	6135 Windlass Ave SE	Port Orchard	SFR	05/30/2023	\$594,990.00
52790000440001	2095 Miss Ellis Loop NE	Poulsbo	SFR	05/17/2023	\$595,000.00
49940000130005	8185 Clearidge Ave NW	Silverdale	SFR	07/10/2023	\$595,000.00
55810000270005	21886 NW Monterey Loop	Poulsbo	SFR	12/29/2023	\$595,250.00
56840000400004	4406 Hibiscus Cir SW	Port Orchard	SFR	10/02/2023	\$595,900.00
56720000650008	6436 Skipper Ln SE	Port Orchard	SFR	10/23/2023	\$596,132.00
57030000460005	740 SE Nordmann Loop	Port Orchard	SFR	07/31/2023	\$596,135.00
56960001280005	5382 Kinross Rd SW	Port Orchard	SFR	08/29/2023	\$596,210.00
56960001230000	5462 Kinross Rd SW	Port Orchard	SFR	07/19/2023	\$596,257.00
56960001240009	5456 Kinross Rd SW	Port Orchard	SFR	06/28/2023	\$597,490.00
56840000600009	4461 Currant Ln SW	Port Orchard	SFR	06/05/2023	\$597,560.00
57100000060004	1610 NE Calavista St	Poulsbo	SFR	09/29/2023	\$597,995.00
56960001330008	5332 Thornhill Ave SW	Port Orchard	SFR	10/19/2023	\$598,351.00
50110000220000	16760 Seminole Rd NE	Poulsbo	SFR	03/01/2024	\$599,000.00
53700000100009	1205 NW Suzanne Ct	Poulsbo	SFR	05/10/2023	\$599,000.00

Market Survey Results Kitsap County

19230240252009	8817 Clearwater Ln SE	Port Orchard	SFR	08/30/2023	\$599,000.00
60020000170006	6925 Royalwood Ct SE	Port Orchard	SFR	09/29/2023	\$599,000.00
41560010040800	11149 Rolling Bay Walk NE	Bainbridge Island	SFR	10/30/2023	\$599,000.00
52790000360001	1895 Miss Ellis Loop NE	Poulsbo	SFR	03/22/2024	\$599,900.00
56840000680001	4541 Currant Ln SW	Port Orchard	SFR	04/28/2023	\$599,900.00
56840000510000	4635 Hibiscus Cir SW	Port Orchard	SFR	07/20/2023	\$599,900.00
55370000160003	7212 Tobermory Cir SW	Port Orchard	SFR	11/03/2023	\$599,900.00
56360000790007	4207 Nettle Dr SE	Port Orchard	SFR	06/23/2023	\$599,950.00
56360000770009	4219 Nettle Dr SE	Port Orchard	SFR	07/14/2023	\$599,950.00
56360000260001	4284 Acacia Ln SE	Port Orchard	SFR	07/31/2023	\$599,950.00
56360000750001	4231 Nettle Dr SE	Port Orchard	SFR	08/18/2023	\$599,950.00
20240143172003	1234 Panoramic Loop	Bremerton	SFR	09/11/2023	\$599,950.00
20240143222006	1254 Panoramic Loop	Bremerton	SFR	10/03/2023	\$599,950.00
20240143242004	1262 Panoramic Loop	Bremerton	SFR	10/06/2023	\$599,950.00
56360000730003	4243 Nettle Dr SE	Port Orchard	SFR	10/30/2023	\$599,950.00
56720000760005	6617 Skipper Ln SE	Port Orchard	SFR	04/10/2023	\$599,990.00
57040000610004	5771 Great Glen Rd SW	Port Orchard	SFR	05/17/2023	\$599,990.00
57110000620004	1775 Ashby Ave NW	Poulsbo	SFR	05/26/2023	\$599,990.00
56960001080009	5511 Kinross Rd SW	Port Orchard	SFR	06/14/2023	\$599,990.00
57030000340009	771 SE Nordmann Loop	Port Orchard	SFR	07/27/2023	\$599,990.00
57080010060006	6159 Windlass Ave SE	Port Orchard	SFR	08/28/2023	\$599,990.00
57110000570001	1785 Ashby Ave NW	Poulsbo	SFR	08/29/2023	\$599,990.00
57040000870004	3842 SW Sylvia Ct	Port Orchard	SFR	10/30/2023	\$599,990.00
57080010070005	6171 Windlass Ave SE	Port Orchard	SFR	11/08/2023	\$599,990.00
57050000230000	10352 Chimes Pl NW	Bremerton	SFR	12/15/2023	\$599,990.00
57050000240009	10364 Chimes Pl NW	Bremerton	SFR	12/15/2023	\$599,990.00
57100000200006	1680 NE Halden Glen Dr	Poulsbo	SFR	03/29/2024	\$599,995.00
57100000260000	1615 NE Halden Glen Dr	Poulsbo	SFR	09/26/2023	\$599,995.00
43980000180002	5450 NE Laura Loop	Poulsbo	SFR	01/03/2024	\$600,000.00
56460000550003	2036 NW Rustling Fir Ln	Silverdale	SFR	02/02/2024	\$600,000.00
20240141852002	1034 Timberline Ave	Bremerton	SFR	02/16/2024	\$600,000.00
50710000040009	12404 Skymont Pl NW	Silverdale	SFR	04/13/2023	\$600,000.00
23270120482007	67 NE Kinman Rd	Poulsbo	SFR	06/05/2023	\$600,000.00
04240120472004	5002 Erlands Point Rd NW	Bremerton	SFR	07/31/2023	\$600,000.00
44290030300003	3937 NE All View Blvd	Bremerton	SFR	09/05/2023	\$600,000.00
42250000060005	19124 Jensen Way NE	Poulsbo	SFR	09/08/2023	\$600,000.00
16240110642000	1500 Shorewood Dr	Bremerton	SFR	11/20/2023	\$600,000.00
57060001720008	6059 Great Glen Rd SW	Port Orchard	SFR	09/18/2023	\$600,070.00
57030000350008	4460 Bristol Ln SE	Port Orchard	SFR	09/22/2023	\$600,340.00
56960001040003	5435 Kinross Rd SW	Port Orchard	SFR	05/19/2023	\$600,525.00
57100000040006	1606 NE Calavista St	Poulsbo	SFR	07/03/2023	\$600,880.00
57040002250007	3818 SW Sunnyside St	Port Orchard	SFR	07/18/2023	\$602,140.00
56960001250008	5432 Kinross Rd SW	Port Orchard	SFR	08/29/2023	\$602,490.00
57030000450006	730 SE Nordmann Loop	Port Orchard	SFR	10/31/2023	\$603,045.00
37860000090302	1910 Corbet Dr NW	Bremerton	SFR	11/09/2023	\$604,000.00
57050000200003	10316 Chimes Pl NW	Bremerton	SFR	11/22/2023	\$604,322.00
20240143032009	1178 Panoramic Loop	Bremerton	SFR	06/30/2023	\$604,950.00
20240143132007	1218 Panoramic Loop	Bremerton	SFR	10/11/2023	\$604,950.00
20240143262002	1270 Panoramic Loop	Bremerton	SFR	10/18/2023	\$604,950.00
60150000060004	8722 Deeridge Pl SE	Port Orchard	SFR	06/20/2023	\$605,000.00
49940000290007	4825 NW Francis Dr	Silverdale	SFR	08/04/2023	\$605,000.00
03260130092007	1275 NW Thompson Rd	Poulsbo	SFR	08/25/2023	\$605,000.00
57080010080004	6183 Windlass Ave SE	Port Orchard	SFR	10/26/2023	\$605,000.00
42120000360004	3304 NE Quinault Dr	Bremerton	SFR	11/09/2023	\$605,000.00
57110000690007	1784 Ashby Ave NW	Poulsbo	SFR	06/30/2023	\$606,474.00

Market Survey Results Kitsap County

56880000140002	10031 Ramble Dr NW	Bremerton	SFR	05/15/2023	\$606,971.00
55710000300002	151 Blackfish Ct	Bremerton	SFR	01/26/2024	\$607,000.00
57030000010008	777 SE Nordmann Loop	Port Orchard	SFR	05/18/2023	\$609,700.00
56950000190008	4446 Explorer Ave	Port Orchard	SFR	01/05/2024	\$609,900.00
56840000720005	4490 Currant Ln SW	Port Orchard	SFR	06/27/2023	\$609,900.00
20240143212007	1250 Panoramic Loop	Bremerton	SFR	11/21/2023	\$609,950.00
56720000730008	6599 Skipper Ln SE	Port Orchard	SFR	01/26/2024	\$609,990.00
55430001060006	462 NW Mandal Way	Poulsbo	SFR	02/26/2024	\$610,000.00
42530000160008	34376 Bridge View Dr NE	Kingston	SFR	04/05/2023	\$610,000.00
49550000290004	13965 Crestview Cir NW	Silverdale	SFR	06/15/2023	\$610,000.00
51190000230000	11333 Quail Run Dr NW	Silverdale	SFR	09/08/2023	\$610,000.00
50590000030006	10343 Wilkes Ct NW	Silverdale	SFR	10/30/2023	\$610,000.00
56960001100005	5527 Kinross Rd SW	Port Orchard	SFR	12/12/2023	\$610,000.00
57100000230003	1674 NE Halden Glen Dr	Poulsbo	SFR	12/22/2023	\$610,265.00
57100000090001	1616 NE Calavista St	Poulsbo	SFR	08/15/2023	\$610,412.00
57100000240002	1672 NE Halden Glen Dr	Poulsbo	SFR	11/28/2023	\$610,720.00
19250140802000	8606 Dickey Pl NW	Silverdale	SFR	07/10/2023	\$612,000.00
57100000380006	1615 NE Calavista St	Poulsbo	SFR	08/15/2023	\$612,995.00
57100000310003	1679 NE Halden Glen Dr	Poulsbo	SFR	09/20/2023	\$612,995.00
56960001320009	5322 Thornhill Ave SW	Port Orchard	SFR	12/14/2023	\$614,000.00
60100000070008	6048 Kc Pl SE	Port Orchard	SFR	03/28/2024	\$614,900.00
20240143472007	1175 Panoramic Loop	Bremerton	SFR	05/30/2023	\$614,950.00
57110000590009	1781 Ashby Ave NW	Poulsbo	SFR	07/03/2023	\$614,990.00
52620000010001	5301 Harbor Ridge Dr	Bremerton	SFR	04/10/2023	\$615,000.00
53590000630000	1374 NE Lena Pl	Poulsbo	SFR	06/15/2023	\$615,000.00
02230131032006	2469 Sidney Ln	Port Orchard	SFR	08/18/2023	\$615,000.00
57040000730000	3826 SW Bigler Way	Port Orchard	SFR	10/20/2023	\$615,000.00
49060000070000	7406 Varsity Ln NE	Bremerton	SFR	12/01/2023	\$615,000.00
56950000170000	4458 Explorer Ave	Port Orchard	SFR	12/20/2023	\$615,900.00
56960001000007	5379 Kinross Rd SW	Port Orchard	SFR	10/11/2023	\$617,400.00
56360000540006	4392 Nettle Dr SE	Port Orchard	SFR	11/30/2023	\$617,950.00
19250130102007	8121 Berryridge Ln NW	Silverdale	SFR	04/20/2023	\$618,000.00
56880000110005	1191 NW Rhythm St	Bremerton	SFR	06/28/2023	\$618,134.00
54650000600004	18054 Mt Walker Dr NE	Poulsbo	SFR	06/27/2023	\$619,000.00
56960001290004	5376 Kinross Rd SW	Port Orchard	SFR	08/28/2023	\$619,480.00
55510000310005	1922 Claret Loop NW	Poulsbo	SFR	06/14/2023	\$619,900.00
20240143512000	1159 Panoramic Loop	Bremerton	SFR	05/31/2023	\$619,950.00
20240143332003	1231 Panoramic Loop	Bremerton	SFR	06/28/2023	\$619,950.00
56360000760000	4225 Nettle Dr SE	Port Orchard	SFR	08/31/2023	\$619,950.00
50920000480002	6098 Osprey Cir	Bremerton	SFR	08/11/2023	\$620,000.00
55510000810004	1873 Claret Loop NW	Poulsbo	SFR	08/14/2023	\$620,000.00
12250120472003	2401 NE Maryott Ln	Poulsbo	SFR	09/14/2023	\$620,000.00
57100000220004	1676 NE Halden Glen Dr	Poulsbo	SFR	02/12/2024	\$620,855.00
07240120221002	3034 Deep Well Ln NW	Seabeck	SFR	01/25/2024	\$622,000.00
20240143382008	1251 Panoramic Loop	Bremerton	SFR	08/08/2023	\$622,950.00
52110000190003	20015 Bue Rund Loop NE	Poulsbo	SFR	07/06/2023	\$623,100.00
54010000920003	1257 NE Cameo Ct	Poulsbo	SFR	08/07/2023	\$624,000.00
20240143022000	1174 Panoramic Loop	Bremerton	SFR	08/09/2023	\$624,950.00
56970000220001	1927 NW Rustling Fir Ln	Silverdale	SFR	12/29/2023	\$624,950.00
57100000130005	19948 Emerson Ave NE	Poulsbo	SFR	02/14/2024	\$624,995.00
57100000420000	1607 NE Calavista St	Poulsbo	SFR	07/31/2023	\$624,995.00
57100000390005	1613 NE Calavista St	Poulsbo	SFR	12/20/2023	\$624,995.00
13240230451004	16726 NW One Mile Rd	Seabeck	SFR	04/06/2023	\$625,000.00
39560000020006	2133 E 17th St	Bremerton	SFR	05/01/2023	\$625,000.00
28270230122001	6798 NE Holmstrom Ln	Kingston	SFR	05/08/2023	\$625,000.00

Market Survey Results Kitsap County

43550070280006	17627 Division Ave NE	Suquamish	SFR	06/28/2023	\$625,000.00
08240110331000	3001 Latte Pl NW	Bremerton	SFR	09/05/2023	\$625,000.00
50840000670008	7965 Cabrini Dr SE	Port Orchard	SFR	09/08/2023	\$625,000.00
57040000640001	5821 Great Glen Rd SW	Port Orchard	SFR	09/08/2023	\$625,000.00
23270110072008	28746 State Hwy 3 NE	Poulsbo	SFR	09/11/2023	\$625,000.00
53330000490000	20335 Hoved Rd	Poulsbo	SFR	09/15/2023	\$625,000.00
57040000750008	3846 SW Bigler Way	Port Orchard	SFR	09/28/2023	\$625,000.00
42850000080109	39107 Hood Canal Dr NE	Hansville	SFR	10/05/2023	\$625,000.00
48020020170009	7457 Clover Valley Rd SE	Port Orchard	SFR	10/19/2023	\$625,000.00
45800410080105	2825 California Ave E	Port Orchard	SFR	10/25/2023	\$625,000.00
57100000110007	19956 Emerson Ave NE	Poulsbo	SFR	11/28/2023	\$625,020.00
57080010190001	6158 Windlass Ave SE	Port Orchard	SFR	09/29/2023	\$626,508.00
20230240222009	6396 SE Mullenix Rd	Port Orchard	SFR	07/20/2023	\$627,000.00
57040002240008	3808 SW Sunnyside St	Port Orchard	SFR	06/29/2023	\$627,945.00
57100000270009	1619 NE Halden Glen Dr	Poulsbo	SFR	09/06/2023	\$627,995.00
32250120422004	6045 Chico Way NW	Bremerton	SFR	11/02/2023	\$629,000.00
57040001700002	6019 Great Glen Rd SW	Port Orchard	SFR	05/24/2023	\$629,238.00
56840000140006	4562 Hibiscus Cir SW	Port Orchard	SFR	09/01/2023	\$629,900.00
56360000740002	4237 Nettle Dr SE	Port Orchard	SFR	09/13/2023	\$629,950.00
56360000710005	4255 Nettle Dr SE	Port Orchard	SFR	11/27/2023	\$629,950.00
57110000580000	1783 Ashby Ave NW	Poulsbo	SFR	07/17/2023	\$629,990.00
57110000450006	1793 Ashby Ave NW	Poulsbo	SFR	09/27/2023	\$629,990.00
57100000120006	19952 Emerson Ave NE	Poulsbo	SFR	12/27/2023	\$629,995.00
57040001690005	6009 Great Glen Rd SW	Port Orchard	SFR	05/19/2023	\$631,270.00
20240143082004	1198 Panoramic Loop	Bremerton	SFR	06/20/2023	\$631,950.00
52990000100007	7336 Baltray Pl SW	Port Orchard	SFR	01/30/2024	\$634,000.00
56880000120004	10007 Ramble Dr NW	Bremerton	SFR	11/16/2023	\$634,053.00
56840000560005	4609 Hibiscus Cir SW	Port Orchard	SFR	07/14/2023	\$634,900.00
42810000170003	36953 Hood Canal Dr NE	Hansville	SFR	05/30/2023	\$635,000.00
37360030380005	132 S Yantic Ave	Bremerton	SFR	06/28/2023	\$635,000.00
54260000190004	19462 1st Ave NE	Poulsbo	SFR	06/29/2023	\$635,000.00
53560000270008	6995 SW Dunraven Ln	Port Orchard	SFR	09/15/2023	\$635,000.00
27270210302004	27118 Burkes Ln NE	Kingston	SFR	09/14/2023	\$636,000.00
57100000080002	1614 NE Calavista St	Poulsbo	SFR	09/29/2023	\$636,995.00
57110000460005	1791 Ashby Ave NW	Poulsbo	SFR	09/19/2023	\$637,274.00
56960001300001	5302 Thornhill Ave SW	Port Orchard	SFR	10/26/2023	\$637,723.00
16240220352003	6438 E Hilldale Rd	Port Orchard	SFR	09/13/2023	\$638,000.00
57050000210002	10328 Chimes Pl NW	Bremerton	SFR	11/28/2023	\$638,500.00
51220000100000	2051 NE Marina Vista Ct	Poulsbo	SFR	06/01/2023	\$639,000.00
53560000150002	7079 SW Dunraven Ln	Port Orchard	SFR	06/13/2023	\$639,000.00
52110000110001	20125 Bue Rund Loop NE	Poulsbo	SFR	06/28/2023	\$639,000.00
27240220192000	1055 Puget Dr E	Port Orchard	SFR	07/24/2023	\$639,000.00
57050000250008	10376 Chimes Pl NW	Bremerton	SFR	12/29/2023	\$639,302.00
57060001730007	6079 Great Glen Rd SW	Port Orchard	SFR	08/29/2023	\$639,630.00
42630000180004	37298 Olympic View Rd NE	Hansville	SFR	10/17/2023	\$639,700.00
57100000330001	1683 NE Halden Glen Dr	Poulsbo	SFR	09/18/2023	\$639,880.00
56910001410003	10473 Treasure Dr NW	Silverdale	SFR	06/26/2023	\$639,950.00
56360000780008	4213 Nettle Dr SE	Port Orchard	SFR	07/31/2023	\$639,950.00
20240143002002	1166 Panoramic Loop	Bremerton	SFR	08/01/2023	\$639,950.00
46100020030205	1935 Mountain View Rd E	Port Orchard	SFR	04/14/2023	\$640,000.00
08260230062004	4900 NE Lincoln Rd	Poulsbo	SFR	04/26/2023	\$640,000.00
07220210342009	4480 SE Nelson Rd	Olalla	SFR	05/22/2023	\$640,000.00
53450000520000	625 Medallion Pl E	Port Orchard	SFR	06/29/2023	\$640,000.00
02240131802001	320 Schlagel Ln	Bremerton	SFR	08/01/2023	\$640,000.00
57030000360007	4470 Bristol Ln SE	Port Orchard	SFR	09/29/2023	\$640,000.00

Market Survey Results Kitsap County

5710000340000	1685 NE Halden Glen Dr	Poulsbo	SFR	01/30/2024	\$640,140.00
57110000560002	1787 Ashby Ave NW	Poulsbo	SFR	07/21/2023	\$640,757.00
50210000320006	11904 Avellana Cir NW	Silverdale	SFR	04/12/2023	\$641,000.00
57110000400001	1421 NW Swenson Ct	Poulsbo	SFR	09/13/2023	\$641,494.00
56360000810003	4195 Nettle Dr SE	Port Orchard	SFR	07/25/2023	\$644,950.00
56360000800004	4201 Nettle Dr SE	Port Orchard	SFR	07/28/2023	\$644,950.00
20240143402004	1259 Panoramic Loop	Bremerton	SFR	11/30/2023	\$644,950.00
57110000660000	1778 Ashby Ave NW	Poulsbo	SFR	05/23/2023	\$644,990.00
57100000100008	1618 NE Calavista St	Poulsbo	SFR	08/02/2023	\$644,995.00
21260110162000	2041 Ptarmigan Ln NW	Poulsbo	SFR	04/14/2023	\$645,000.00
51610000260004	7067 Killeen Pl SW	Port Orchard	SFR	04/26/2023	\$645,000.00
55910000100002	10558 Buccaneer Pl NW	Silverdale	SFR	05/30/2023	\$645,000.00
57100000250001	1611 NE Halden Glen Dr	Poulsbo	SFR	07/20/2023	\$645,135.00
56960000540003	3633 SW Cardiff St	Port Orchard	SFR	08/28/2023	\$645,900.00
54900001850003	154 NE Whimbrel Ln	Poulsbo	SFR	07/06/2023	\$646,000.00
57040000660009	5861 Great Glen Rd SW	Port Orchard	SFR	09/13/2023	\$646,206.00
54310000260008	9735 Phillips Rd SE	Port Orchard	SFR	02/20/2024	\$647,500.00
56840000360000	4430 Hibiscus Cir SW	Port Orchard	SFR	10/06/2023	\$648,900.00
42640000350002	37509 Olympic View Rd NE	Hansville	SFR	10/20/2023	\$649,000.00
57110000480003	22134 Jameson Ave NW	Poulsbo	SFR	08/24/2023	\$649,257.00
17240210072008	4451 Woods Rd E	Port Orchard	SFR	03/15/2024	\$649,900.00
56910001390007	10489 Treasure Dr NW	Silverdale	SFR	08/30/2023	\$649,950.00
56910001380008	10497 Treasure Dr NW	Silverdale	SFR	09/25/2023	\$649,950.00
56910001360000	10511 Treasure Dr NW	Silverdale	SFR	11/13/2023	\$649,950.00
57110000650001	1776 Ashby Ave NW	Poulsbo	SFR	05/15/2023	\$649,990.00
57110000600006	1779 Ashby Ave NW	Poulsbo	SFR	06/26/2023	\$649,990.00
57110000700004	1786 Ashby Ave NW	Poulsbo	SFR	06/28/2023	\$649,990.00
57040000800001	3813 SW Bigler Way	Port Orchard	SFR	10/27/2023	\$649,990.00
56960001180007	5536 Kinross Rd SW	Port Orchard	SFR	10/30/2023	\$649,990.00
57040000760007	3847 SW Bigler Way	Port Orchard	SFR	11/09/2023	\$649,990.00
28260230582007	16224 Reitan Rd NE	Bainbridge Island	SFR	02/27/2024	\$650,000.00
32240210422006	6349 SE Heather Ln	Port Orchard	SFR	03/13/2024	\$650,000.00
14270110492009	29672 Beach Dr NE	Poulsbo	SFR	04/21/2023	\$650,000.00
43600050280003	9194 NE Harris Ave	Indianola	SFR	07/17/2023	\$650,000.00
16240140312004	930 Weslon Pl	Bremerton	SFR	08/01/2023	\$650,000.00
42560040200001	5205 NE Hemlock Ln	Hansville	SFR	08/17/2023	\$650,000.00
06240110331002	14820 NW Goeske Ln	Seabeck	SFR	08/30/2023	\$650,000.00
56180000420003	2414 NE Sunnymede St	Poulsbo	SFR	08/31/2023	\$650,000.00
56180000360001	2426 NE Sunnymede St	Poulsbo	SFR	10/10/2023	\$650,000.00
56910001370009	10505 Treasure Dr NW	Silverdale	SFR	10/24/2023	\$650,000.00
50620000340004	13244 Westridge Dr NW	Silverdale	SFR	11/02/2023	\$650,000.00
31250110091000	6388 Foley Ln NW	Seabeck	SFR	11/29/2023	\$650,000.00
57040000920007	3803 SW Sylvia Ct	Port Orchard	SFR	05/23/2023	\$651,490.00
23250120422005	140 NE Watson Ct	Bremerton	SFR	05/09/2023	\$654,000.00
52970000070004	2207 Holiday Pl NW	Bremerton	SFR	05/23/2023	\$654,900.00
56840000380008	4418 Hibiscus Cir SW	Port Orchard	SFR	07/14/2023	\$654,900.00
20240143482006	1171 Panoramic Loop	Bremerton	SFR	06/30/2023	\$654,950.00
57100000320002	1681 NE Halden Glen Dr	Poulsbo	SFR	09/05/2023	\$654,995.00
57100000410001	1609 NE Calavista St	Poulsbo	SFR	10/12/2023	\$654,995.00
56970000230000	1923 NW Rustling Fir Ln	Silverdale	SFR	01/10/2024	\$655,000.00
52540000350001	7206 Fern Vista Pl SW	Port Orchard	SFR	07/06/2023	\$655,000.00
55260002400004	19421 Scoter Ln NE	Poulsbo	SFR	10/12/2023	\$655,000.00
56960001200003	5524 Kinross Rd SW	Port Orchard	SFR	11/20/2023	\$655,000.00
50040000260005	16275 Candy Loop NE	Poulsbo	SFR	12/11/2023	\$655,000.00
57100000300004	1677 NE Halden Glen Dr	Poulsbo	SFR	06/30/2023	\$655,135.00

Market Survey Results Kitsap County

57110000470004	22132 Jameson Ave NW	Poulsbo	SFR	08/31/2023	\$655,289.00
57110000440007	1795 Ashby Ave NW	Poulsbo	SFR	10/25/2023	\$655,369.00
56910001440000	10451 Treasure Dr NW	Silverdale	SFR	04/14/2023	\$659,351.00
56360000830001	908 Bunting Pl SE	Port Orchard	SFR	05/30/2023	\$659,950.00
56910001430001	10463 Treasure Dr NW	Silverdale	SFR	05/30/2023	\$659,950.00
56360000820002	4189 Nettle Dr SE	Port Orchard	SFR	06/22/2023	\$659,950.00
57040000890002	3833 SW Sylvia Ct	Port Orchard	SFR	06/13/2023	\$659,990.00
57110000430008	1797 Ashby Ave NW	Poulsbo	SFR	09/27/2023	\$659,990.00
40650010010003	612 Hull Ave	Port Orchard	SFR	03/06/2024	\$660,000.00
21280220302007	6969 NE Buck Lake Rd	Hansville	SFR	06/23/2023	\$660,000.00
05220110192001	13460 Sleigh Ave SW	Port Orchard	SFR	07/18/2023	\$660,000.00
29230210102000	10454 Olalla Valley Rd SE	Olalla	SFR	09/06/2023	\$660,000.00
46890010050508	1179 Beach Dr E	Port Orchard	SFR	09/08/2023	\$660,000.00
44490020050903	7911 Berryridge Ln NW	Silverdale	SFR	10/16/2023	\$660,000.00
19230230352009	3575 SE Soholt Ln	Port Orchard	SFR	10/04/2023	\$663,800.00
56430000920001	2467 NE Sunnymede St	Poulsbo	SFR	01/16/2024	\$664,500.00
20240141022002	1343 Baker Heights Loop	Bremerton	SFR	05/08/2023	\$664,950.00
56910001420002	10469 Treasure Dr NW	Silverdale	SFR	07/14/2023	\$664,950.00
57110000490002	22136 Jameson Ave NW	Poulsbo	SFR	09/15/2023	\$664,950.00
56960001190006	5530 Kinross Rd SW	Port Orchard	SFR	04/19/2023	\$664,990.00
57100000430009	1605 NE Calavista St	Poulsbo	SFR	06/28/2023	\$664,995.00
56970000210002	1935 NW Rustling Fir Ln	Silverdale	SFR	01/19/2024	\$665,000.00
47510000300007	4317 Weyers Ln SW	Port Orchard	SFR	01/29/2024	\$665,000.00
56180000570005	2434 NE Boulderstone Ct	Poulsbo	SFR	02/02/2024	\$665,000.00
03230120142005	4005 Lieseke Ln SW	Port Orchard	SFR	03/29/2024	\$665,000.00
30250221642007	7659 Illahee Rd NE	Bremerton	SFR	06/22/2023	\$665,000.00
56180000060007	2411 NE Sunnymede St	Poulsbo	SFR	06/28/2023	\$665,000.00
48580040120003	12760 Burchard Dr SW	Port Orchard	SFR	06/30/2023	\$665,000.00
30250210662008	8231 University Point Cir NE	Bremerton	SFR	07/14/2023	\$665,000.00
43100010470802	1121 NE Sunset Way	Poulsbo	SFR	07/18/2023	\$665,000.00
56910000920002	10510 Treasure Dr NW	Silverdale	SFR	11/30/2023	\$665,000.00
57100000360008	1689 NE Halden Glen Dr	Poulsbo	SFR	02/07/2024	\$667,220.00
20240143352001	1239 Panoramic Loop	Bremerton	SFR	08/17/2023	\$669,950.00
03220140112005	923 SW Pine Rd	Port Orchard	SFR	07/13/2023	\$670,000.00
06240140602000	3406 Old Sawmill Pl NW	Bremerton	SFR	08/15/2023	\$670,000.00
28250110111001	7988 Chalet Ln NW	Seabeck	SFR	08/22/2023	\$670,000.00
20240140842004	1415 Baker Heights Loop	Bremerton	SFR	12/14/2023	\$670,000.00
57110000530005	22133 Jameson Ave NW	Poulsbo	SFR	09/05/2023	\$670,896.00
57110000350008	1420 NW Swenson Ct	Poulsbo	SFR	10/13/2023	\$672,590.00
48400000060000	10637 Horizon Lane East SE	Port Orchard	SFR	10/19/2023	\$673,000.00
57030000330000	765 SE Nordmann Loop	Port Orchard	SFR	07/31/2023	\$674,527.00
56960001160009	5548 Kinross Rd SW	Port Orchard	SFR	08/22/2023	\$674,835.00
20240143342002	1235 Panoramic Loop	Bremerton	SFR	10/16/2023	\$674,950.00
20240143422002	1267 Panoramic Loop	Bremerton	SFR	10/24/2023	\$674,950.00
56880000510006	10056 Ramble Dr NW	Bremerton	SFR	05/25/2023	\$674,990.00
57110000550003	1789 Ashby Ave NW	Poulsbo	SFR	08/08/2023	\$674,990.00
57100000010009	1600 NE Calavista St	Poulsbo	SFR	03/27/2024	\$674,995.00
56960001220001	5468 Kinross Rd SW	Port Orchard	SFR	02/02/2024	\$675,000.00
44700000360001	7275 Navajo Trl NE	Bremerton	SFR	04/14/2023	\$675,000.00
51750000340008	12479 Mt Worthington Loop NW	Silverdale	SFR	04/19/2023	\$675,000.00
56180000380009	2422 NE Sunnymede St	Poulsbo	SFR	04/25/2023	\$675,000.00
21280210052000	37806 Hansville Rd NE	Hansville	SFR	04/28/2023	\$675,000.00
55500000070006	1699 NE Outlook Way	Poulsbo	SFR	04/28/2023	\$675,000.00
34240240542003	4000 Young Hill Ln SE	Port Orchard	SFR	05/23/2023	\$675,000.00
47330000110003	5220 SW Royal Spruce Dr	Port Orchard	SFR	07/27/2023	\$675,000.00

Market Survey Results Kitsap County

56180000230006	2439 NE Sunnymede St	Poulsbo	SFR	08/10/2023	\$675,000.00
09230240722003	7927 SE Promenade Ln	Port Orchard	SFR	08/21/2023	\$675,000.00
12230140171009	6895 SW Old Clifton Rd	Port Orchard	SFR	08/30/2023	\$675,000.00
44270000040003	8116 Kaster Dr NE	Bremerton	SFR	08/31/2023	\$675,000.00
54310000080000	9578 Phillips Rd SE	Port Orchard	SFR	11/01/2023	\$675,000.00
56480000060001	2424 NE Dynasty Dr	Poulsbo	SFR	11/07/2023	\$675,000.00
29260210022007	6355 NE Jones St	Suquamish	SFR	12/11/2023	\$675,000.00
57040002230009	3798 SW Sunnyside St	Port Orchard	SFR	05/25/2023	\$676,030.00
57110000540004	22131 Jameson Ave NW	Poulsbo	SFR	09/06/2023	\$676,735.00
45380100050106	878 Olney Ave E	Port Orchard	SFR	09/13/2023	\$679,000.00
56860000100008	4911 Amherst Way SW	Port Orchard	SFR	08/29/2023	\$679,900.00
35260120792006	15461 Virginia Point Rd NE	Poulsbo	SFR	10/23/2023	\$679,900.00
56910001510000	10401 Treasure Dr NW	Silverdale	SFR	09/06/2023	\$679,950.00
44350000390002	5207 NW Eldorado Blvd	Bremerton	SFR	12/04/2023	\$680,000.00
56580000020002	21901 NW Cascadian St	Poulsbo	SFR	12/08/2023	\$680,017.00
20240141222008	1153 Baker Heights Loop	Bremerton	SFR	07/05/2023	\$681,000.00
42130000230008	8355 Medway Ln NE	Bainbridge Island	SFR	03/29/2024	\$684,000.00
47330000670006	5700 SW Royal Spruce Dr	Port Orchard	SFR	05/01/2023	\$684,000.00
57110000360007	1422 NW Swenson Ct	Poulsbo	SFR	09/28/2023	\$684,990.00
26250230431000	6827 Birdseye View Loop NW	Seabeck	SFR	01/23/2024	\$685,000.00
49380000270008	750 NE Towne Rd	Bremerton	SFR	01/30/2024	\$685,000.00
51020000350005	5493 NW Eldorado Blvd	Bremerton	SFR	05/10/2023	\$685,000.00
14230110062004	1300 SE Lider Rd	Port Orchard	SFR	06/28/2023	\$685,000.00
54110000020000	27836 Resource Ridge Ave NE	Kingston	SFR	07/18/2023	\$686,000.00
57030000300003	729 SE Nordmann Loop	Port Orchard	SFR	05/31/2023	\$686,550.00
57110000510007	22137 Jameson Ave NW	Poulsbo	SFR	08/17/2023	\$686,588.00
43120010360308	28753 View Dr NE	Poulsbo	SFR	08/24/2023	\$687,000.00
20240220261000	305 Dewatto Rd W	Seabeck	SFR	08/25/2023	\$687,500.00
56840000100000	4586 Hibiscus Cir SW	Port Orchard	SFR	04/10/2023	\$687,519.00
57110000380005	1425 NW Swenson Ct	Poulsbo	SFR	10/25/2023	\$688,324.00
43460000030002	24250 Nordvie Pl NW	Poulsbo	SFR	01/02/2024	\$689,000.00
52890000180001	22468 Asgard Ln NW	Poulsbo	SFR	01/16/2024	\$689,000.00
35250140672007	1564 NE Furneys Ln	Bremerton	SFR	04/27/2023	\$689,000.00
56960001070000	5465 Kinross Rd SW	Port Orchard	SFR	07/26/2023	\$689,021.00
41820000240004	11785 Penny Pl NE	Bainbridge Island	SFR	03/01/2024	\$690,000.00
55370000260001	7284 Tobermory Cir SW	Port Orchard	SFR	07/07/2023	\$690,000.00
05260220192004	5130 NE Lamms Ln	Poulsbo	SFR	07/31/2023	\$690,000.00
46090000080306	2354 Red Spruce Dr SE	Port Orchard	SFR	08/31/2023	\$690,000.00
14260130242005	138 NE Peterson St	Poulsbo	SFR	11/30/2023	\$690,000.00
57040001680006	6001 Great Glen Rd SW	Port Orchard	SFR	07/17/2023	\$692,990.00
57110000500008	22138 Jameson Ave NW	Poulsbo	SFR	08/07/2023	\$693,174.00
57110000410000	1419 NW Swenson Ct	Poulsbo	SFR	01/24/2024	\$695,000.00
51750000250009	12443 Mt Worthington Loop NW	Silverdale	SFR	03/14/2024	\$695,000.00
22260130202009	18137 Viking Way NW	Poulsbo	SFR	06/16/2023	\$695,000.00
27260110502001	17429 Nordic Cove Ln NW	Poulsbo	SFR	08/21/2023	\$695,000.00
56720000740007	6601 Skipper Ln SE	Port Orchard	SFR	11/14/2023	\$695,482.00
57110000610005	1777 Ashby Ave NW	Poulsbo	SFR	06/05/2023	\$696,068.00
57080010030009	6123 Windlass Ave SE	Port Orchard	SFR	05/26/2023	\$698,273.00
57110000420009	1799 Ashby Ave NW	Poulsbo	SFR	09/25/2023	\$698,731.00
56960001120003	5541 Kinross Rd SW	Port Orchard	SFR	08/29/2023	\$698,771.00
56460000450006	2096 NW Rustling Fir Ln	Silverdale	SFR	08/31/2023	\$699,000.00
23260120282002	459 NE Ryen St	Poulsbo	SFR	09/18/2023	\$699,000.00
07250120392000	12403 Olympic View Rd NW	Silverdale	SFR	11/06/2023	\$699,000.00
20240140992007	1355 Baker Heights Loop	Bremerton	SFR	04/10/2023	\$699,950.00
56910000820004	10432 Treasure Dr NW	Silverdale	SFR	04/28/2023	\$699,950.00

Market Survey Results Kitsap County

57040002330007	3799 SW Sunnyside St	Port Orchard	SFR	09/25/2023	\$699,990.00
57110000390004	1423 NW Swenson Ct	Poulsbo	SFR	11/28/2023	\$699,990.00
42480000010003	1090 NE Holm Ct	Poulsbo	SFR	06/09/2023	\$699,999.00
03250230422006	13410 Phelps Rd NE	Bainbridge Island	SFR	04/03/2023	\$700,000.00
08230230072006	5680 Long Lake Rd SE	Port Orchard	SFR	05/31/2023	\$700,000.00
05250140542008	12836 Winter Creek Ave NW	Silverdale	SFR	06/06/2023	\$700,000.00
50120000170006	15980 Lindsey Ln NE	Poulsbo	SFR	07/25/2023	\$700,000.00
03230110341005	5131 Wilkinson Rd W	Bremerton	SFR	10/16/2023	\$700,000.00
57060001710009	6039 Great Glen Rd SW	Port Orchard	SFR	07/31/2023	\$700,090.00
56970000200003	1941 NW Rustling Fir Ln	Silverdale	SFR	06/26/2023	\$701,392.00
56840000110009	4580 Hibiscus Cir SW	Port Orchard	SFR	04/06/2023	\$702,570.00
56910000850001	10456 Treasure Dr NW	Silverdale	SFR	05/26/2023	\$704,950.00
56910000870009	10472 Treasure Dr NW	Silverdale	SFR	08/11/2023	\$704,950.00
56910000890007	10488 Treasure Dr NW	Silverdale	SFR	08/31/2023	\$704,950.00
20240143202008	1246 Panoramic Loop	Bremerton	SFR	11/17/2023	\$704,950.00
52160000020007	4642 SE Parsons Green Ct	Port Orchard	SFR	05/18/2023	\$705,000.00
56560000190005	2185 Donnegal Cir SW	Port Orchard	SFR	08/30/2023	\$705,000.00
57110000670009	1780 Ashby Ave NW	Poulsbo	SFR	06/13/2023	\$706,701.00
57010000210006	18559 Sawgrass Dr NE	Poulsbo	SFR	06/09/2023	\$706,900.00
20240140942002	1375 Baker Heights Loop	Bremerton	SFR	05/01/2023	\$709,950.00
54900001890009	143 NE Whimbrel Ln	Poulsbo	SFR	08/18/2023	\$710,000.00
56430001440009	2416 NE Redford St	Poulsbo	SFR	04/17/2023	\$711,950.00
57010000260001	18549 Sawgrass Dr NE	Poulsbo	SFR	08/10/2023	\$712,900.00
43600230040004	21179 Kingston St NE	Indianola	SFR	11/06/2023	\$713,000.00
56880000520005	10044 Ramble Dr NW	Bremerton	SFR	06/13/2023	\$714,791.00
20240143102000	1206 Panoramic Loop	Bremerton	SFR	10/04/2023	\$714,950.00
55200000010009	3920 E Lidstrom Hill Rd	Port Orchard	SFR	03/29/2024	\$715,000.00
07250120422005	12839 Olympic View Rd NW	Silverdale	SFR	06/21/2023	\$715,000.00
53250000480001	7132 Winterberry Pl NW	Seabeck	SFR	07/24/2023	\$715,000.00
55370000270000	7183 Tobermory Cir SW	Port Orchard	SFR	08/30/2023	\$715,000.00
04260120562000	3144 NW Weed Ln	Poulsbo	SFR	11/28/2023	\$715,000.00
18260210152005	4050 NE Azure Ln	Poulsbo	SFR	10/13/2023	\$717,000.00
50930000020005	155 NE Anna Rd	Poulsbo	SFR	09/20/2023	\$718,000.00
56970000130002	1934 NW Rustling Fir Ln	Silverdale	SFR	10/13/2023	\$718,260.00
56790000070002	1115 NW Knob Hill Ln	Silverdale	SFR	04/07/2023	\$718,800.00
56790000330000	1114 NW Knob Hill Ln	Silverdale	SFR	04/24/2023	\$718,800.00
55530000070003	27673 McIntosh Loop NE	Kingston	SFR	01/17/2024	\$720,000.00
34250220072004	6350 Blakely Ave NE	Bainbridge Island	SFR	02/15/2024	\$720,000.00
02230121012000	117 Goldenrod St	Port Orchard	SFR	09/14/2023	\$720,000.00
13260140642005	19949 Noll Rd NE	Poulsbo	SFR	02/22/2024	\$722,000.00
17250210132009	11240 Arrow Point Dr NE	Bainbridge Island	SFR	06/28/2023	\$722,000.00
57010000280009	18545 Sawgrass Dr NE	Poulsbo	SFR	09/18/2023	\$722,685.00
57110000520006	22135 Jameson Ave NW	Poulsbo	SFR	08/22/2023	\$723,935.00
56960000570000	5711 Great Glen Rd SW	Port Orchard	SFR	03/29/2024	\$724,990.00
10230220112008	5253 Banner Rd SE	Port Orchard	SFR	12/01/2023	\$724,999.00
44380000210009	9560 Misery Point Rd NW	Seabeck	SFR	04/19/2023	\$725,000.00
08220110162001	15282 Glenwood Rd SW	Port Orchard	SFR	05/05/2023	\$725,000.00
52660000030005	6968 Barnard Way NW	Bremerton	SFR	05/26/2023	\$725,000.00
15260120342004	866 NW Karkainen Ln	Poulsbo	SFR	06/15/2023	\$725,000.00
55440000110009	852 SW Norpoint Ct	Port Orchard	SFR	09/11/2023	\$725,000.00
53220000190009	849 NE Mt Mystery Loop	Poulsbo	SFR	09/15/2023	\$725,000.00
43530000510003	22841 Lorinda Rd NW	Poulsbo	SFR	06/02/2023	\$727,500.00
56950000130004	4482 Explorer Ave	Port Orchard	SFR	09/05/2023	\$727,650.00
56950000160001	4464 Explorer Ave	Port Orchard	SFR	08/14/2023	\$727,858.00
44620010050006	9012 Erie Ave NW	Silverdale	SFR	07/28/2023	\$728,000.00

Market Survey Results Kitsap County

56910000830003	10440 Treasure Dr NW	Silverdale	SFR	04/28/2023	\$729,950.00
56910000900004	10496 Treasure Dr NW	Silverdale	SFR	09/29/2023	\$729,950.00
56910000880008	10480 Treasure Dr NW	Silverdale	SFR	11/09/2023	\$729,950.00
56860000080002	4921 Amherst Way SW	Port Orchard	SFR	06/12/2023	\$729,995.00
52260000370004	1200 SE High Ridge Ct	Port Orchard	SFR	03/25/2024	\$730,000.00
09230230232005	6940 SE King Rd	Port Orchard	SFR	04/11/2023	\$730,000.00
30230110562003	9918 Fairview Lake Rd SW	Port Orchard	SFR	04/24/2023	\$730,000.00
54010001260003	19781 Garnet Ct NE	Poulsbo	SFR	05/19/2023	\$730,000.00
20240120412000	203 Archie Ave W	Bremerton	SFR	07/03/2023	\$730,000.00
39610000150004	2348 E 18th St	Bremerton	SFR	07/26/2023	\$730,000.00
05240111312002	4412 Dyes Inlet Rd NW	Bremerton	SFR	09/01/2023	\$730,000.00
56840000410003	4400 Hibiscus Cir SW	Port Orchard	SFR	09/25/2023	\$730,000.00
49900000280002	1572 NW Duesenberg Ct	Silverdale	SFR	10/17/2023	\$730,000.00
51400000060004	6234 McCormick Woods Dr SW	Port Orchard	SFR	11/07/2023	\$730,000.00
57010000250002	18551 Sawgrass Dr NE	Poulsbo	SFR	09/13/2023	\$732,394.00
57010000220005	18557 Sawgrass Dr NE	Poulsbo	SFR	06/23/2023	\$734,876.00
56910000860000	10464 Treasure Dr NW	Silverdale	SFR	07/14/2023	\$734,950.00
20240143052007	1186 Panoramic Loop	Bremerton	SFR	08/17/2023	\$734,950.00
56910000810005	10424 Treasure Dr NW	Silverdale	SFR	08/18/2023	\$734,950.00
51400000150003	6444 McCormick Woods Dr SW	Port Orchard	SFR	02/13/2024	\$735,000.00
57010000290008	18543 Sawgrass Dr NE	Poulsbo	SFR	10/25/2023	\$737,900.00
49940000440008	8082 Daniel Pl NW	Silverdale	SFR	04/12/2023	\$738,000.00
57060002490007	6340 Great Glen Rd SW	Port Orchard	SFR	01/24/2024	\$739,900.00
56910000840002	10448 Treasure Dr NW	Silverdale	SFR	06/23/2023	\$739,950.00
56910000910003	10504 Treasure Dr NW	Silverdale	SFR	10/16/2023	\$739,950.00
57070000360003	23630 Arbors Terrace Rd NE	Kingston	SFR	10/20/2023	\$739,990.00
57110000020007	22102 Jameson Ave NW	Poulsbo	SFR	03/29/2024	\$740,000.00
44360000500005	5253 NW El Camino Blvd	Bremerton	SFR	06/13/2023	\$740,000.00
51660000260009	6806 Cathedral Pl NW	Bremerton	SFR	06/16/2023	\$740,000.00
42640000340003	37495 Olympic View Rd NE	Hansville	SFR	08/18/2023	\$740,000.00
05260230442001	22939 Port Gamble Rd NE	Poulsbo	SFR	08/30/2023	\$740,000.00
30230210302003	4355 SE Bear Tree Ln	Port Orchard	SFR	10/27/2023	\$740,000.00
11250240212009	11400 Sunrise Dr NE	Bainbridge Island	SFR	11/08/2023	\$740,000.00
03230140152000	571 SW Birch Rd	Port Orchard	SFR	11/17/2023	\$740,000.00
42870000470001	4126 NE Twin Spits Rd	Hansville	SFR	08/15/2023	\$742,000.00
50370000580007	14235 Crown Point Pl NW	Silverdale	SFR	05/15/2023	\$745,000.00
53530000130007	5623 NW Millglade Ln	Bremerton	SFR	05/18/2023	\$745,000.00
51280000090106	4566 Benita Pl NE	Bremerton	SFR	08/31/2023	\$745,000.00
43900070010004	18812 Angeline Ave NE	Suquamish	SFR	11/29/2023	\$745,000.00
54220000090000	23441 Guinness Pl NW	Poulsbo	SFR	09/21/2023	\$746,500.00
43700000140008	16543 Lemolo Shore Dr NE	Poulsbo	SFR	08/22/2023	\$748,000.00
56960000280006	3658 SW Perth Pl	Port Orchard	SFR	11/22/2023	\$748,150.00
49690000150004	686 NE Woods Pl	Bremerton	SFR	12/01/2023	\$749,000.00
35250120542006	331 NE McWilliams Ct	Bremerton	SFR	09/07/2023	\$749,900.00
03230110032000	3950 Franway Ln SW	Port Orchard	SFR	02/15/2024	\$750,000.00
03240131542002	3074 Rocky Point Rd NW	Bremerton	SFR	04/07/2023	\$750,000.00
47910000200001	9070 Wyvern Dr SE	Port Orchard	SFR	04/20/2023	\$750,000.00
12240141502003	1925 Trenton Ave	Bremerton	SFR	04/28/2023	\$750,000.00
07250110492000	5056 NW Uff Da Ln	Silverdale	SFR	07/06/2023	\$750,000.00
52030000260004	890 NE Boulder Ridge Ct	Poulsbo	SFR	08/10/2023	\$750,000.00
41460020100209	2465 Soundview Dr NE	Bainbridge Island	SFR	11/22/2023	\$750,000.00
53300000420000	23567 Brixton Pl NW	Poulsbo	SFR	11/28/2023	\$750,000.00
27270110272000	26886 Lofall Rd NW	Poulsbo	SFR	12/11/2023	\$750,000.00
43050000320006	29477 Gamble Pl NE	Kingston	SFR	01/04/2024	\$752,000.00
15260110232009	658 NW Finn Hill Rd	Poulsbo	SFR	03/08/2024	\$756,500.00

Market Survey Results Kitsap County

41570000280001	11911 Olympic Terrace Ave NE	Bainbridge Island	SFR	08/31/2023	\$758,000.00
57110000680008	1782 Ashby Ave NW	Poulsbo	SFR	06/20/2023	\$759,400.00
56970000340007	10880 Deer Trail Ln NW	Silverdale	SFR	05/23/2023	\$760,000.00
01220140512008	13679 Olympic Dr SE	Olalla	SFR	08/11/2023	\$760,000.00
35250110491008	8241 NW Duryea Rd	Bremerton	SFR	11/20/2023	\$760,000.00
46350000810007	3424 Rocky Point Rd NW	Bremerton	SFR	11/27/2023	\$760,000.00
44650000270009	4748 NE Henderickson Rd	Poulsbo	SFR	07/24/2023	\$764,500.00
56400000650007	4575 Castleton Rd SW	Port Orchard	SFR	11/03/2023	\$765,000.00
27260140862003	383 NW Blomster Way	Poulsbo	SFR	06/02/2023	\$768,000.00
55450000020009	215 SW Teal Ct	Port Orchard	SFR	07/12/2023	\$769,000.00
57010000240003	18553 Sawgrass Dr NE	Poulsbo	SFR	11/02/2023	\$769,900.00
48620010040102	15020 Uzzell Rd SE	Olalla	SFR	03/21/2024	\$770,000.00
07240120261008	2639 NW Four Wheel Dr	Seabeck	SFR	06/05/2023	\$770,000.00
56960000060002	5351 Great Glen Rd SW	Port Orchard	SFR	09/19/2023	\$771,700.00
56860000400002	4926 Amherst Way SW	Port Orchard	SFR	05/10/2023	\$773,995.00
56840000370009	4424 Hibiscus Cir SW	Port Orchard	SFR	08/03/2023	\$774,900.00
57000000290009	18584 Sawgrass Dr NE	Poulsbo	SFR	04/17/2023	\$774,950.00
11250230262006	11680 North Madison Ave NE	Bainbridge Island	SFR	02/28/2024	\$775,000.00
34240240782005	9468 SE Southworth Dr	Port Orchard	SFR	06/12/2023	\$775,000.00
04250220032004	14310 Komedal Rd NE	Bainbridge Island	SFR	07/19/2023	\$775,000.00
41910010020007	12035 Charles Pl NE	Bainbridge Island	SFR	07/19/2023	\$775,000.00
30250221172005	7660 Illahee Rd NE	Bremerton	SFR	07/26/2023	\$775,000.00
28260140572007	16060 Vincent Rd NW	Poulsbo	SFR	10/09/2023	\$775,000.00
43170000360404	25989 Dunlin Ln NE	Kingston	SFR	10/20/2023	\$775,000.00
07250130152006	5765 NW Littlewood Ln	Silverdale	SFR	11/17/2023	\$775,000.00
29230230392003	10567 Woodchuck Ln SE	Port Orchard	SFR	12/18/2023	\$775,000.00
57060002460000	6271 Marymere Rd SW	Port Orchard	SFR	07/20/2023	\$779,900.00
02250230582008	10095 NE Knight Rd	Bainbridge Island	SFR	01/12/2024	\$780,000.00
50310000020000	8003 Newberry Pl NW	Bremerton	SFR	08/25/2023	\$780,000.00
56860000330001	4840 Amherst Way SW	Port Orchard	SFR	10/03/2023	\$780,000.00
43260000340009	27935 Gamble Bay Rd NE	Kingston	SFR	11/13/2023	\$782,500.00
56970000040003	1988 NW Rustling Fir Ln	Silverdale	SFR	05/31/2023	\$784,950.00
44430000130002	11208 Parkhill Pl NE	Bainbridge Island	SFR	02/12/2024	\$785,000.00
53170000310000	7187 Cobi Pl NW	Bremerton	SFR	11/30/2023	\$789,000.00
56960000110005	5401 Great Glen Rd SW	Port Orchard	SFR	08/10/2023	\$789,505.00
21260110622003	2601 NW Birkenfeld Way	Poulsbo	SFR	05/18/2023	\$790,000.00
53940000160005	5463 E Blaisdell Ln	Port Orchard	SFR	07/24/2023	\$790,000.00
14270230292008	9760 NE Kingston Farm Rd	Kingston	SFR	07/27/2023	\$791,000.00
56970000120003	1940 NW Rustling Fir Ln	Silverdale	SFR	07/13/2023	\$794,545.00
56950000620004	4437 Wandering Way	Port Orchard	SFR	05/10/2023	\$794,900.00
56970000060001	1976 NW Rustling Fir Ln	Silverdale	SFR	10/31/2023	\$794,950.00
50850000220001	10481 Leeway Ave NW	Silverdale	SFR	10/18/2023	\$795,000.00
41630030010008	9502 Olympus Beach Rd NE	Bainbridge Island	SFR	11/07/2023	\$795,000.00
44720080090203	707 NW Carmichael Way	Bremerton	SFR	10/26/2023	\$796,000.00
56970000140001	1928 NW Rustling Fir Ln	Silverdale	SFR	10/11/2023	\$796,990.00
56960000090009	5381 Great Glen Rd SW	Port Orchard	SFR	10/24/2023	\$797,490.00
56950000650001	4419 Wandering Way	Port Orchard	SFR	05/03/2023	\$797,900.00
14250130131001	10067 Echo Valley Rd NW	Bremerton	SFR	05/01/2023	\$798,000.00
44650000230102	5095 NE Henderickson Rd	Poulsbo	SFR	05/12/2023	\$799,000.00
01220140222004	3063 SE Chickory Ln	Olalla	SFR	06/16/2023	\$799,000.00
52340000360005	2288 Steamboat Loop E	Port Orchard	SFR	06/20/2023	\$799,000.00
55520000330002	4807 Castleton Rd SW	Port Orchard	SFR	11/22/2023	\$799,000.00
56960000050003	5341 Great Glen Rd SW	Port Orchard	SFR	09/28/2023	\$799,750.00
60310000830000	5931 Troon Ave SW	Port Orchard	SFR	07/05/2023	\$799,900.00
56950000070002	4518 Explorer Ave	Port Orchard	SFR	12/21/2023	\$799,900.00

Market Survey Results Kitsap County

56970000420007	11037 Deer Trail Ln NW	Silverdale	SFR	06/15/2023	\$799,950.00
23260121612009	19068 3rd Ave NE	Poulsbo	SFR	10/27/2023	\$799,950.00
10220110242007	1002 SW Spruce Rd	Port Orchard	SFR	03/04/2024	\$800,000.00
16280240322008	7838 NE Point No Point Rd	Hansville	SFR	09/11/2023	\$800,000.00
42130000040001	8270 NE Meadowmeer Rd	Bainbridge Island	SFR	11/02/2023	\$800,000.00
23250230532008	10245 NE Casey St	Bainbridge Island	SFR	06/08/2023	\$801,000.00
57010000620006	18221 Marsh Ave NE	Poulsbo	SFR	10/20/2023	\$801,479.00
27240220182001	8004 E Seaview Dr	Port Orchard	SFR	07/21/2023	\$807,000.00
53530000140006	5635 NW Millglade Ln	Bremerton	SFR	08/17/2023	\$807,800.00
09240210042001	5499 Crane Ave E	Port Orchard	SFR	09/20/2023	\$809,000.00
57010000270000	18547 Sawgrass Dr NE	Poulsbo	SFR	11/01/2023	\$809,967.00
53880000020009	4720 Tree Ridge Ln NE	Poulsbo	SFR	01/05/2024	\$813,000.00
23250120261007	8783 NW Shontel Ct	Silverdale	SFR	09/06/2023	\$815,000.00
44190000051000	6112 Harbor Inlet Ln NW	Bremerton	SFR	11/09/2023	\$815,000.00
31250110242009	5644 Skyfall Pl NW	Bremerton	SFR	12/28/2023	\$815,000.00
56960000340008	3655 SW Perth Pl	Port Orchard	SFR	11/16/2023	\$817,910.00
08250120392009	4164 NW Gustafson Rd	Silverdale	SFR	06/30/2023	\$818,000.00
19230210132009	8413 Phillips Rd SE	Port Orchard	SFR	03/11/2024	\$820,000.00
56960000510006	5370 Great Glen Rd SW	Port Orchard	SFR	06/02/2023	\$820,271.00
57010000720004	18502 Sawgrass Dr NE	Poulsbo	SFR	07/10/2023	\$820,900.00
56960000070001	5361 Great Glen Rd SW	Port Orchard	SFR	01/23/2024	\$820,950.00
57010000630005	18219 Marsh Ave NE	Poulsbo	SFR	09/07/2023	\$823,698.00
56860000410001	4932 Amherst Way SW	Port Orchard	SFR	09/28/2023	\$824,995.00
01250110311008	14135 Olympic View Rd NW	Silverdale	SFR	04/28/2023	\$825,000.00
16280240512004	7609 NE Bruce Ln	Hansville	SFR	05/30/2023	\$825,000.00
14270130302006	472 NE Oyster Point Dr	Poulsbo	SFR	11/08/2023	\$825,000.00
56950000610005	4443 Wandering Way	Port Orchard	SFR	09/19/2023	\$826,386.00
57010000710005	18203 Marsh Ave NE	Poulsbo	SFR	07/12/2023	\$827,900.00
51260000160000	6585 Wexford Ave SW	Port Orchard	SFR	05/01/2023	\$829,995.00
57010000230004	18555 Sawgrass Dr NE	Poulsbo	SFR	09/18/2023	\$830,300.00
57010000350000	18531 Sawgrass Dr NE	Poulsbo	SFR	12/21/2023	\$834,552.00
30250140391009	14720 NW Arabian Way	Seabeck	SFR	05/25/2023	\$835,000.00
56970000400009	11025 Deer Trail Ln NW	Silverdale	SFR	10/05/2023	\$838,940.00
56860000180000	4863 Amherst Way SW	Port Orchard	SFR	09/20/2023	\$839,000.00
14250230352002	9995 NE Beach Crest Dr	Bainbridge Island	SFR	09/07/2023	\$840,000.00
07220210452006	4446 SE Nelson Rd	Olalla	SFR	11/15/2023	\$840,000.00
05220220512007	13630 Cedar Glen Ln SE	Olalla	SFR	01/30/2024	\$841,000.00
57010000500000	18508 Sawgrass Dr NE	Poulsbo	SFR	06/02/2023	\$841,564.00
56970000390002	11019 Deer Trail Ln NW	Silverdale	SFR	08/30/2023	\$844,480.00
57000000010001	18592 Sawgrass Dr NE	Poulsbo	SFR	05/30/2023	\$844,950.00
57010000730003	18500 Sawgrass Dr NE	Poulsbo	SFR	04/06/2023	\$847,658.00
56960000270007	3652 SW Perth Pl	Port Orchard	SFR	01/04/2024	\$849,000.00
04230210202007	3238 Locker Rd SE	Port Orchard	SFR	05/22/2023	\$849,000.00
31250110142001	5535 NW Eldorado Blvd	Bremerton	SFR	08/04/2023	\$849,000.00
56960000500007	5380 Great Glen Rd SW	Port Orchard	SFR	10/04/2023	\$849,539.00
10230120462008	1220 SW Harper Rd	Port Orchard	SFR	09/21/2023	\$849,900.00
57010000120007	2424 NE Waterlily Way	Poulsbo	SFR	11/21/2023	\$849,900.00
46920060100000	2772 Locker Rd SE	Port Orchard	SFR	06/29/2023	\$849,999.00
39490000140903	1154 Jacobsen Blvd	Bremerton	SFR	03/20/2024	\$850,000.00
24240230191003	980 Peter Hagen Rd W	Seabeck	SFR	05/15/2023	\$850,000.00
53300000180000	1562 NW Archway Ct	Poulsbo	SFR	06/01/2023	\$850,000.00
42730000100000	5175 NE Admiralty Way	Hansville	SFR	06/12/2023	\$850,000.00
17260220172002	20224 Pond View Ln NE	Poulsbo	SFR	06/13/2023	\$850,000.00
12250120362006	2323 NE Maryott Ln	Poulsbo	SFR	07/31/2023	\$850,000.00
20250210652001	8806 Battle Point Dr NE	Bainbridge Island	SFR	09/25/2023	\$850,000.00

Market Survey Results Kitsap County

22230220572009	8654 Landing Ln SE	Port Orchard	SFR	10/31/2023	\$850,000.00
11220140251001	15750 Carney Lake Rd SW	Port Orchard	SFR	11/03/2023	\$850,000.00
56970000030004	1994 NW Rustling Fir Ln	Silverdale	SFR	04/11/2023	\$851,340.00
56950000640002	4425 Wandering Way	Port Orchard	SFR	06/12/2023	\$854,900.00
22250120962001	1467 NW Palmer Ln	Bremerton	SFR	02/23/2024	\$855,000.00
31230220312009	3977 SE Broken Arrow Ln	Olalla	SFR	04/27/2023	\$855,000.00
21230210172001	8151 Orchard Ave SE	Port Orchard	SFR	04/12/2023	\$860,000.00
44350000170008	5190 NW Eldorado Blvd	Bremerton	SFR	06/14/2023	\$860,000.00
09240220102001	6054 Wynn Jones Rd E	Port Orchard	SFR	10/02/2023	\$861,000.00
43050000780001	30042 Gamble Pl NE	Kingston	SFR	01/08/2024	\$862,000.00
56970000050002	1982 NW Rustling Fir Ln	Silverdale	SFR	06/15/2023	\$864,340.00
57110000370006	1424 NW Swenson Ct	Poulsbo	SFR	10/17/2023	\$864,600.00
45770000440003	1702 Lilypad Pl E	Port Orchard	SFR	04/28/2023	\$865,000.00
25260120252003	17008 Peterson Way NE	Poulsbo	SFR	08/24/2023	\$865,000.00
48250000100003	4460 Eastway Dr SE	Port Orchard	SFR	12/28/2023	\$865,000.00
54510000090004	1747 Parade Grounds Ave NE	Bainbridge Island	SFR	09/25/2023	\$869,500.00
57010000130006	2428 NE Waterlily Way	Poulsbo	SFR	08/28/2023	\$869,900.00
34250210421005	19584 NW Stavis Bay Rd	Seabeck	SFR	05/01/2023	\$872,017.00
53250000550001	13581 NW Northwoods St	Seabeck	SFR	10/06/2023	\$874,900.00
53380000030009	7613 Kona Ln SE	Port Orchard	SFR	05/31/2023	\$875,000.00
40960000070000	1186 Nakata Pl NW	Bainbridge Island	SFR	10/10/2023	\$875,000.00
04250220502006	13930 Silven Ave NE	Bainbridge Island	SFR	12/26/2023	\$875,000.00
53250000360005	7254 Alpenview Pl NW	Seabeck	SFR	07/18/2023	\$876,000.00
44150000060005	4145 Erlands Point Rd NW	Bremerton	SFR	09/15/2023	\$877,000.00
56950000050004	4530 Explorer Ave	Port Orchard	SFR	08/03/2023	\$878,900.00
21230120032006	3193 SW Lake Flora Rd	Port Orchard	SFR	11/06/2023	\$879,500.00
56710000030004	2382 Vardon Cir SW	Port Orchard	SFR	05/16/2023	\$879,995.00
48510000830002	13658 Woodside Ln SW	Port Orchard	SFR	09/28/2023	\$882,000.00
57010000360009	18525 Sawgrass Dr NE	Poulsbo	SFR	06/12/2023	\$884,900.00
41810030220001	8230 Hansen Rd NE	Bainbridge Island	SFR	03/22/2024	\$885,000.00
02250110682001	14025 South Keyport Rd NE	Poulsbo	SFR	12/21/2023	\$885,000.00
50300000080005	7023 NW Puddingstone Ln	Silverdale	SFR	03/06/2024	\$888,000.00
34240240762007	3179 Marjorie Ln SE	Port Orchard	SFR	01/03/2024	\$889,900.00
12260210062002	22245 Neat Ave NE	Kingston	SFR	05/24/2023	\$890,000.00
07260210392000	4328 NE Lookout Ln	Poulsbo	SFR	06/02/2023	\$890,000.00
42760000070002	5372 NE Admiralty Way	Hansville	SFR	07/20/2023	\$890,000.00
51650000010009	8903 Genesis Ln SE	Port Orchard	SFR	10/17/2023	\$890,000.00
42130000290002	8235 Peggy Ln NE	Bainbridge Island	SFR	09/11/2023	\$894,000.00
06240230252005	3641 Peppard Ln NE	Bremerton	SFR	03/14/2024	\$895,000.00
52200000110000	7033 Addie Pl NW	Bremerton	SFR	03/28/2024	\$895,000.00
09220130372001	2620 SW Glenacres Ct	Port Orchard	SFR	04/28/2023	\$895,000.00
05230110212006	4077 SW Cedarvale Ct	Port Orchard	SFR	06/12/2023	\$895,000.00
42700000170006	36129 Hood Canal Dr NE	Hansville	SFR	09/29/2023	\$895,000.00
47890030080005	5461 SE Ravenridge Ct	Port Orchard	SFR	09/20/2023	\$897,000.00
41010010060002	774 Lovell Ave NW	Bainbridge Island	SFR	07/10/2023	\$898,000.00
55950000040006	460 Grow Ave NW	Bainbridge Island	SFR	11/15/2023	\$898,000.00
56710000010006	2370 Vardon Cir SW	Port Orchard	SFR	01/25/2024	\$898,995.00
56960000080000	5371 Great Glen Rd SW	Port Orchard	SFR	07/27/2023	\$899,822.00
54950000080003	1614 Lucero Pl E	Port Orchard	SFR	02/20/2024	\$900,000.00
15260120452001	1260 NW Cedar Ln	Poulsbo	SFR	05/11/2023	\$900,000.00
50920000170009	6060 Osprey Cir	Bremerton	SFR	05/18/2023	\$900,000.00
27240220132006	8010 E Seaview Dr	Port Orchard	SFR	08/22/2023	\$900,000.00
41550000500103	15677 Point Monroe Dr NE	Bainbridge Island	SFR	08/31/2023	\$900,000.00
33260230062003	15006 Komedal Rd NE	Bainbridge Island	SFR	09/28/2023	\$900,000.00
05220210042007	12800 Olalla Valley Rd SE	Olalla	SFR	10/06/2023	\$900,000.00

Market Survey Results Kitsap County

55360000360000	38651 Benchmark Ave NE	Hansville	SFR	10/19/2023	\$900,000.00
57010000160003	18216 Marsh Ave NE	Poulsbo	SFR	10/13/2023	\$906,585.00
54150000650000	8961 North Town Dr NE	Bainbridge Island	SFR	08/15/2023	\$907,000.00
13250120431008	6900 NW Anderson Hill Rd	Silverdale	SFR	07/10/2023	\$908,283.00
56860000470005	4962 Amherst Way SW	Port Orchard	SFR	03/01/2024	\$910,000.00
42080000030108	10684 NE Byron Dr	Bainbridge Island	SFR	05/25/2023	\$910,000.00
51990000080002	833 NE Klickitat Pl	Bainbridge Island	SFR	06/08/2023	\$910,000.00
45160030140007	1460 Colchester Dr E	Port Orchard	SFR	07/20/2023	\$910,000.00
27250212102008	657 Moji Ln NW	Bainbridge Island	SFR	08/07/2023	\$910,000.00
53990000100006	772 Moji Ln NW	Bainbridge Island	SFR	12/14/2023	\$910,000.00
54220000130004	23442 Guinness Pl NW	Poulsbo	SFR	01/04/2024	\$911,000.00
65080000300008	11445 Eastwind Ct NE	Bainbridge Island	SFR	06/15/2023	\$914,000.00
17250230202006	9681 Olympus Beach Rd NE	Bainbridge Island	SFR	01/04/2024	\$915,000.00
56970000510005	1987 NW Rustling Fir Ln	Silverdale	SFR	03/12/2024	\$915,000.00
34280230122002	8746 NE Eglon Rd	Kingston	SFR	05/04/2023	\$915,000.00
54510000600007	1711 Parade Grounds Ave NE	Bainbridge Island	SFR	06/21/2023	\$915,000.00
37920000150702	4414 Fitz Dr	Bremerton	SFR	09/08/2023	\$915,000.00
34240240172009	9328 SE Cornell Rd	Port Orchard	SFR	11/29/2023	\$915,000.00
57010000430000	18511 Sawgrass Dr NE	Poulsbo	SFR	10/03/2023	\$917,836.00
57010000340001	18533 Sawgrass Dr NE	Poulsbo	SFR	10/04/2023	\$919,637.00
41820000230005	11751 Penny Pl NE	Bainbridge Island	SFR	08/31/2023	\$920,000.00
57010000460007	18505 Sawgrass Dr NE	Poulsbo	SFR	12/14/2023	\$923,350.00
03240130622003	1301 NW Swiftshore Ct	Bremerton	SFR	03/15/2024	\$925,000.00
07260210402007	4324 NE Lookout Ln	Poulsbo	SFR	06/15/2023	\$925,000.00
14250210942004	10871 Manitou Beach Dr NE	Bainbridge Island	SFR	07/24/2023	\$925,000.00
41410000010001	11003 Rolling Bay Walk NE	Bainbridge Island	SFR	07/31/2023	\$925,000.00
03240220092000	8368 NE Beck Rd	Bainbridge Island	SFR	08/28/2023	\$925,000.00
14250230822004	9596 Green Spot Pl NE	Bainbridge Island	SFR	09/15/2023	\$925,000.00
26270110132007	27070 Woodpecker Hill Rd NE	Poulsbo	SFR	09/25/2023	\$925,000.00
35260110722005	15678 Virginia Point Rd NE	Poulsbo	SFR	10/20/2023	\$925,000.00
33250240172009	4990 Lynwood Center Rd NE	Bainbridge Island	SFR	06/23/2023	\$927,625.00
57010000390006	18519 Sawgrass Dr NE	Poulsbo	SFR	05/15/2023	\$927,923.00
01220140542005	13947 Olympic Dr SE	Olalla	SFR	03/01/2024	\$930,000.00
14250220742006	9730 Manitou Pl NE	Bainbridge Island	SFR	06/08/2023	\$930,000.00
45160010120102	1797 Miracle Mile Dr E	Port Orchard	SFR	11/01/2023	\$930,000.00
41580020070001	11841 Miller Rd NE	Bainbridge Island	SFR	11/15/2023	\$930,000.00
56860000380006	4912 Amherst Way SW	Port Orchard	SFR	04/18/2023	\$930,739.00
56970000500006	1983 NW Rustling Fir Ln	Silverdale	SFR	09/15/2023	\$932,215.00
41120000230000	881 Park Ave NE	Bainbridge Island	SFR	06/29/2023	\$935,000.00
35250220092001	10149 NE Ewing St	Bainbridge Island	SFR	07/27/2023	\$936,199.00
56950000080001	4512 Explorer Ave	Port Orchard	SFR	07/31/2023	\$941,568.00
04250220262007	7169 NE Hidden Cove Rd	Bainbridge Island	SFR	01/04/2024	\$948,000.00
41710000020003	14310 Henderson Rd NE	Bainbridge Island	SFR	09/29/2023	\$948,000.00
04250220372004	7121 NE Hidden Cove Rd	Bainbridge Island	SFR	07/28/2023	\$949,000.00
28240240972000	898 Puget Dr SE	Port Orchard	SFR	01/24/2024	\$950,000.00
48250000110002	4464 Eastway Dr SE	Port Orchard	SFR	03/13/2024	\$950,000.00
41350003080009	5649 NE Foster Rd	Bainbridge Island	SFR	05/17/2023	\$950,000.00
56070000170007	243 Wills Ln NW	Bainbridge Island	SFR	09/19/2023	\$950,000.00
57010000410002	18515 Sawgrass Dr NE	Poulsbo	SFR	04/13/2023	\$950,548.00
56950000060003	4524 Explorer Ave	Port Orchard	SFR	10/31/2023	\$961,400.00
51010000080009	1855 Edna Pl NW	Bainbridge Island	SFR	06/08/2023	\$967,000.00
56900000070007	17823 Sunrise Ridge Ave NE	Poulsbo	SFR	07/06/2023	\$970,000.00
20240143542007	1029 Panoramic Loop	Bremerton	SFR	06/20/2023	\$972,744.00
48610000070102	14360 Crescent Valley Rd SE	Olalla	SFR	05/30/2023	\$975,000.00
22260121172005	19154 Viking Way NW	Poulsbo	SFR	06/23/2023	\$975,000.00

Market Survey Results Kitsap County

4205000080007	1641 Jeanette Pl NW	Bainbridge Island	SFR	07/19/2023	\$975,000.00
51950000190003	9212 NE Sea Ray Ct	Bainbridge Island	SFR	08/28/2023	\$975,000.00
30250210632001	4084 NE Breakwater Ct	Bremerton	SFR	12/15/2023	\$975,000.00
57010000480005	18501 Sawgrass Dr NE	Poulsbo	SFR	04/24/2023	\$976,100.00
56950000660000	4413 Wandering Way	Port Orchard	SFR	04/26/2023	\$981,681.00
41460010160007	9696 NE Kitsap St	Bainbridge Island	SFR	06/12/2023	\$988,000.00
41940000240000	10905 Maiden Ln NE	Bainbridge Island	SFR	03/08/2024	\$989,000.00
41640010180002	4210 Lytle Rd NE	Bainbridge Island	SFR	05/04/2023	\$990,000.00
41040000110004	310 Fir Acres Dr NW	Bainbridge Island	SFR	10/05/2023	\$992,000.00
02270220172008	33160 Hoffman Rd NE	Kingston	SFR	02/23/2024	\$995,000.00
22230120022006	1250 SW Clevenger Ln	Port Orchard	SFR	08/18/2023	\$995,000.00
54670000200001	8010 Wenatchee Pl NW	Silverdale	SFR	08/31/2023	\$995,000.00
41850040110107	9762 NE Pine St	Bainbridge Island	SFR	10/06/2023	\$998,000.00
09220130362002	2621 SW Glenacres Ct	Port Orchard	SFR	12/22/2023	\$998,000.00
41610000260007	6639 NE Bayview Blvd	Bainbridge Island	SFR	06/27/2023	\$1,003,663.00
26280230142000	35120 Bodine Rd NE	Kingston	SFR	03/14/2024	\$1,005,000.00
42090000030008	6294 NE Lariat Loop	Bainbridge Island	SFR	05/05/2023	\$1,025,000.00
39490000080000	1622 Jacobsen Blvd NE	Bremerton	SFR	08/15/2023	\$1,025,000.00
52070000020008	11194 Aquila Pl NE	Poulsbo	SFR	09/28/2023	\$1,025,000.00
57010000400003	18517 Sawgrass Dr NE	Poulsbo	SFR	05/02/2023	\$1,027,264.00
26240130012000	1385 Wilkins Pl SW	Port Orchard	SFR	10/10/2023	\$1,030,000.00
41550000760004	15745 Point Monroe Dr NE	Bainbridge Island	SFR	07/07/2023	\$1,035,500.00
55520000110008	4850 Castleton Rd SW	Port Orchard	SFR	07/10/2023	\$1,037,500.00
54000000060009	8733 NE Rosario Pl	Bainbridge Island	SFR	09/11/2023	\$1,038,000.00
60310000270009	5875 Marymac Dr SW	Port Orchard	SFR	05/25/2023	\$1,040,000.00
41950000190006	5254 NE Eagle Harbor Dr	Bainbridge Island	SFR	05/25/2023	\$1,045,000.00
43900070190004	18560 Angeline Ave NE	Suquamish	SFR	03/20/2024	\$1,050,000.00
05260130082006	4030 NW Lakeness Rd	Poulsbo	SFR	06/05/2023	\$1,050,000.00
13250110732001	2612 NE Passage View Ln	Poulsbo	SFR	08/25/2023	\$1,050,000.00
55950000180000	440 Seed Path NW	Bainbridge Island	SFR	08/28/2023	\$1,050,000.00
17240230822002	3878 Reflection Ln E	Port Orchard	SFR	09/06/2023	\$1,050,000.00
23270210102002	11065 NE Carmody Ln	Kingston	SFR	10/30/2023	\$1,050,000.00
01240230111008	17197 NW Sunset Ridge Way	Seabeck	SFR	12/22/2023	\$1,050,000.00
41430000260505	8110 Ferncliff Ave NE	Bainbridge Island	SFR	12/12/2023	\$1,060,000.00
42590000310003	38340 Vista Key Dr NE	Hansville	SFR	08/29/2023	\$1,065,000.00
09220210122003	7510 SE Nelson Rd	Olalla	SFR	10/25/2023	\$1,065,000.00
28250120121008	7421 Turko Ln NW	Seabeck	SFR	11/30/2023	\$1,065,000.00
35260230052002	14789 Sunrise Dr NE	Bainbridge Island	SFR	06/06/2023	\$1,075,000.00
31230230572006	12345 Arab Ln SE	Olalla	SFR	07/17/2023	\$1,075,000.00
17240231242002	5000 E Hillcrest Dr	Port Orchard	SFR	09/26/2023	\$1,075,000.00
21230230152009	9390 Orchard Ave SE	Port Orchard	SFR	11/15/2023	\$1,075,000.00
11250230782003	11471 Kallgren Rd NE	Bainbridge Island	SFR	08/07/2023	\$1,077,000.00
56620000030005	714 Hanami Ln NE	Bainbridge Island	SFR	06/21/2023	\$1,081,500.00
56620000040004	718 Hanami Ln NE	Bainbridge Island	SFR	06/30/2023	\$1,081,500.00
56620000070001	730 Hanami Ln NE	Bainbridge Island	SFR	07/20/2023	\$1,081,500.00
56620000050003	722 Hanami Ln NE	Bainbridge Island	SFR	09/08/2023	\$1,081,500.00
17260220692009	20436 Pond View Ln NE	Poulsbo	SFR	05/11/2023	\$1,082,000.00
05230230232009	4842 SE Sleepy Hollow Ct	Port Orchard	SFR	12/07/2023	\$1,090,000.00
04250220822008	14195 Stranne Rd NE	Bainbridge Island	SFR	01/08/2024	\$1,093,000.00
43840010190005	14568 Sandy Hook Rd NE	Poulsbo	SFR	08/28/2023	\$1,095,000.00
20250240432002	8218 Hansen Rd NE	Bainbridge Island	SFR	11/03/2023	\$1,095,000.00
14260220432003	10090 NE Shore Dr	Indianola	SFR	11/15/2023	\$1,097,500.00
56620000170009	221 Ebi Ln NE	Bainbridge Island	SFR	07/13/2023	\$1,099,000.00
06260230142006	3860 NE Iverson Rd	Poulsbo	SFR	01/02/2024	\$1,100,000.00
34240240672008	4079 Young Hill Ln SE	Port Orchard	SFR	05/25/2023	\$1,100,000.00

Market Survey Results Kitsap County

11250231182005	11310 Kallgren Rd NE	Bainbridge Island	SFR	06/20/2023	\$1,100,000.00
11220140522005	1090 SE Peabody Ct	Port Orchard	SFR	11/06/2023	\$1,100,000.00
57010000440009	18509 Sawgrass Dr NE	Poulsbo	SFR	10/20/2023	\$1,104,190.00
14250211282004	10543 Falk Rd NE	Bainbridge Island	SFR	10/20/2023	\$1,110,000.00
42410000020009	692 NE Shorewood Ct	Poulsbo	SFR	05/18/2023	\$1,120,000.00
04220220262000	13105 Gopher Hill Pl SE	Olalla	SFR	06/06/2023	\$1,120,000.00
11250240762003	10646 NE Valley Rd	Bainbridge Island	SFR	05/30/2023	\$1,125,000.00
24250110241000	9525 Willamette Meridian Rd NW	Silverdale	SFR	06/21/2023	\$1,125,000.00
50150000040008	6642 NE Wood Bay Ln	Poulsbo	SFR	11/07/2023	\$1,125,000.00
31250141312003	5501 NW Muddy Paws Ct	Bremerton	SFR	09/05/2023	\$1,126,064.00
44230340011007	8864 Utah St NE	Bremerton	SFR	07/25/2023	\$1,135,000.00
48610000041806	8152 SE Crescent Bay Dr	Olalla	SFR	10/27/2023	\$1,135,000.00
17250230232003	9673 Battle Point Dr NE	Bainbridge Island	SFR	02/27/2024	\$1,140,000.00
42090000190000	6335 NE Lariat Loop	Bainbridge Island	SFR	10/13/2023	\$1,145,000.00
54150000660009	9001 North Town Dr NE	Bainbridge Island	SFR	01/05/2024	\$1,148,000.00
29260210512007	6332 NE Balzow Rd	Suquamish	SFR	11/03/2023	\$1,149,000.00
03220220192000	13313 Shoreline Dr SE	Olalla	SFR	02/27/2024	\$1,150,000.00
17260210692001	20655 Mainland View Ln NE	Suquamish	SFR	03/26/2024	\$1,150,000.00
24270240492000	12048 NE Apple Tree Point Ln	Kingston	SFR	10/17/2023	\$1,150,000.00
13260140602009	19272 Noll Rd NE	Poulsbo	SFR	12/21/2023	\$1,150,000.00
04240220712002	4655 Tangleberry Ln NE	Bainbridge Island	SFR	06/07/2023	\$1,151,000.00
29270220732008	26149 Calvary Ln NE	Kingston	SFR	04/21/2023	\$1,165,000.00
47750000340203	9102 SE McBreen LN	Port Orchard	SFR	05/16/2023	\$1,169,000.00
54150000120004	9338 North Town Dr NE	Bainbridge Island	SFR	03/28/2024	\$1,175,000.00
53130000090002	8369 NE Grizdale Ln	Bainbridge Island	SFR	08/08/2023	\$1,175,000.00
42170000010000	4341 NE Rhodes End	Bainbridge Island	SFR	12/29/2023	\$1,175,000.00
07220240102001	4759 SE 160th St	Olalla	SFR	09/05/2023	\$1,189,000.00
41860040030502	10370 NE Pine Way	Bainbridge Island	SFR	11/13/2023	\$1,195,000.00
33260230312002	14732 Henderson Rd NE	Bainbridge Island	SFR	06/20/2023	\$1,198,000.00
02250230112004	10056 NE Knight Rd	Bainbridge Island	SFR	01/04/2024	\$1,200,000.00
55980000160009	655 Wintersweet Rd NE	Bainbridge Island	SFR	03/28/2024	\$1,200,000.00
43250000370007	26456 Ohio Ave NE	Kingston	SFR	04/12/2023	\$1,200,000.00
06240130722008	6000 NW Denali St	Bremerton	SFR	04/17/2023	\$1,200,000.00
14250110321002	10977 Warren Rd NW	Silverdale	SFR	05/15/2023	\$1,200,000.00
17250210112001	11030 Arrow Point Dr NE	Bainbridge Island	SFR	08/09/2023	\$1,200,000.00
04250211222002	13914 Toad Holler Pl NE	Bainbridge Island	SFR	09/29/2023	\$1,200,000.00
24260110092006	19208 Tallagson Ln NE	Poulsbo	SFR	12/26/2023	\$1,200,000.00
41800000030001	13891 John St NE	Bainbridge Island	SFR	08/04/2023	\$1,200,950.00
35260120862007	18 NE State Hwy 308	Poulsbo	SFR	08/25/2023	\$1,203,000.00
46440060070004	7840 E Fir St	Port Orchard	SFR	03/25/2024	\$1,206,250.00
11250220242000	12230 NE Blackster Ln	Bainbridge Island	SFR	04/21/2023	\$1,210,000.00
54360000030000	22200 Star Fish Pl NE	Kingston	SFR	09/15/2023	\$1,210,000.00
43500000080000	15920 Sandy Hook Rd NE	Poulsbo	SFR	06/22/2023	\$1,212,500.00
32240220712008	4950 SE Natchez Ct	Port Orchard	SFR	08/31/2023	\$1,225,000.00
26250230042005	361 Ferncliff Ave NE	Bainbridge Island	SFR	02/12/2024	\$1,248,000.00
42410000010000	18102 Fjord Dr NE	Poulsbo	SFR	02/16/2024	\$1,249,000.00
23260122472007	459 NE Hostmark St	Poulsbo	SFR	03/07/2024	\$1,249,900.00
65050000140001	6205 Harborcrest Dr NE	Bainbridge Island	SFR	08/08/2023	\$1,250,000.00
34260140432006	495 NW Old Orchard Way	Poulsbo	SFR	09/01/2023	\$1,250,000.00
53830000310009	837 Village Cir NW	Bainbridge Island	SFR	09/14/2023	\$1,250,000.00
01260240542000	22574 Jefferson Point Rd NE	Kingston	SFR	06/01/2023	\$1,255,000.00
02250230612003	9987 NE Knight Rd	Bainbridge Island	SFR	05/04/2023	\$1,260,000.00
02270230212000	32582 Hoffman Rd NE	Kingston	SFR	02/15/2024	\$1,266,000.00
35280220192006	9669 NE Tall Tree Way	Kingston	SFR	05/01/2023	\$1,275,000.00
55200000080200	3818 E Lidstrom Hill Rd	Port Orchard	SFR	05/08/2023	\$1,275,000.00

Market Survey Results Kitsap County

4321000050009	28597 Shorebrook Dr NW	Poulsbo	SFR	05/31/2023	\$1,275,000.00
5320000080004	9406 NE Tidal Ct	Bainbridge Island	SFR	07/20/2023	\$1,275,000.00
43590000210103	20635 Chief Sealth Dr NE	Indianola	SFR	10/13/2023	\$1,275,000.00
43550040260005	17580 Division Ave NE	Suquamish	SFR	05/10/2023	\$1,280,000.00
15270240542003	29513 Parcels Rd NE	Kingston	SFR	10/13/2023	\$1,280,000.00
10250240232008	11651 Just A Meer Ln NE	Bainbridge Island	SFR	06/27/2023	\$1,281,225.00
37700000140006	2111 Madrona Point Dr	Bremerton	SFR	11/20/2023	\$1,290,000.00
09250231402001	11540 Gray Ln NE	Bainbridge Island	SFR	10/10/2023	\$1,298,000.00
11260220222001	22086 Dewberry Rd NE	Indianola	SFR	02/23/2024	\$1,299,000.00
22260130472008	1279 NW Sherman Hill Rd	Poulsbo	SFR	06/20/2023	\$1,299,000.00
51950000140008	9308 NE Midships Ct	Bainbridge Island	SFR	08/08/2023	\$1,299,500.00
15250110042003	10719 Central Valley Rd NE	Poulsbo	SFR	07/26/2023	\$1,300,000.00
41120000330008	772 Park Ave NE	Bainbridge Island	SFR	07/31/2023	\$1,300,000.00
28230210162005	7499 SE Willock Rd	Olalla	SFR	08/10/2023	\$1,300,000.00
45160010410008	1191 Colchester Dr E	Port Orchard	SFR	08/14/2023	\$1,300,000.00
44450010050008	14235 Sandy Hook Rd NE	Poulsbo	SFR	09/14/2023	\$1,300,000.00
29250120232002	7390 Chico Way NW	Bremerton	SFR	10/03/2023	\$1,300,000.00
13260140062006	19557 Noll Rd NE	Poulsbo	SFR	10/11/2023	\$1,300,000.00
28250230412008	6501 NE Marshall Rd	Bainbridge Island	SFR	06/22/2023	\$1,312,500.00
54180000080007	415 Cosgrove St NW	Bainbridge Island	SFR	05/19/2023	\$1,315,000.00
28230210472008	9901 Orchard Ave SE	Olalla	SFR	07/06/2023	\$1,318,000.00
20250220072000	9140 Battle Point Dr NE	Bainbridge Island	SFR	07/10/2023	\$1,325,000.00
42170000140005	4330 NE Rhodes End	Bainbridge Island	SFR	07/27/2023	\$1,325,000.00
32280240422006	33720 Hood Canal Dr NE	Kingston	SFR	10/11/2023	\$1,325,000.00
48610000060004	8355 SE Nelson Rd	Olalla	SFR	11/09/2023	\$1,325,000.00
20270210132002	28531 Gamble Bay Road NE	Kingston	SFR	07/21/2023	\$1,337,500.00
22230110052005	7920 Sidney Rd SW	Port Orchard	SFR	01/11/2024	\$1,345,000.00
53610000110009	753 Village Cir NW	Bainbridge Island	SFR	05/02/2023	\$1,350,000.00
56220000070000	307 Ashbury Ct NW	Bainbridge Island	SFR	10/23/2023	\$1,355,000.00
65070000030002	8404 NE Lightmoor Ct	Bainbridge Island	SFR	12/05/2023	\$1,375,000.00
11250240012003	11980 Sunrise Dr NE	Bainbridge Island	SFR	10/27/2023	\$1,387,000.00
04250210342009	14100 Stranne Rd NE	Bainbridge Island	SFR	04/14/2023	\$1,398,000.00
11250240302008	11420 Logg Rd NE	Bainbridge Island	SFR	07/07/2023	\$1,400,000.00
44450010070006	14165 Sandy Hook Rd NE	Poulsbo	SFR	08/07/2023	\$1,400,000.00
07260230582002	21230 Stottlemeyer Rd NE	Poulsbo	SFR	09/05/2023	\$1,400,000.00
33250240332009	7950 NE Baker Hill Rd	Bainbridge Island	SFR	10/27/2023	\$1,400,000.00
27260110202008	17034 Scandia Ct NW	Poulsbo	SFR	11/20/2023	\$1,400,000.00
29250210572002	7373 Springridge Rd NE	Bainbridge Island	SFR	09/25/2023	\$1,405,000.00
85400000030007	506 Groos Ln NE	Bainbridge Island	SFR	03/27/2024	\$1,410,000.00
43590000630003	7268 NE William Rogers Rd	Indianola	SFR	11/03/2023	\$1,425,000.00
41120000180106	722 Cherry Ave NE	Bainbridge Island	SFR	12/06/2023	\$1,425,000.00
65030000100007	8600 Ma And Pa Ln NE	Bainbridge Island	SFR	05/05/2023	\$1,430,000.00
43380000500004	31823 South Bridge Way NE	Poulsbo	SFR	05/22/2023	\$1,430,000.00
35260220232002	10057 NE Lafayette Ave	Bainbridge Island	SFR	09/20/2023	\$1,430,000.00
03250220102006	8027 NE Hidden Cove Rd	Bainbridge Island	SFR	11/28/2023	\$1,440,000.00
11240230382003	9911 Hilltop Dr NE	Bainbridge Island	SFR	03/12/2024	\$1,450,000.00
43380000360003	3040 NE Wheeler St	Poulsbo	SFR	04/21/2023	\$1,450,000.00
85400000050005	509 Groos Ln NE	Bainbridge Island	SFR	07/14/2023	\$1,450,000.00
03240220152002	8416 NE Beck Rd	Bainbridge Island	SFR	08/25/2023	\$1,450,000.00
85400000040006	511 Groos Ln NE	Bainbridge Island	SFR	09/12/2023	\$1,450,000.00
20250240582004	5771 NE Ravenswood Ct	Bainbridge Island	SFR	12/22/2023	\$1,450,000.00
41130010010102	1981 NE Willow Ave	Bainbridge Island	SFR	04/07/2023	\$1,454,000.00
16280240572008	7722 NE Point No Point Rd	Hansville	SFR	04/28/2023	\$1,455,000.00
11230210692000	10587 SE Cisco Rd	Port Orchard	SFR	08/09/2023	\$1,469,000.00
09250231472004	11303 Miller Rd NE	Bainbridge Island	SFR	03/12/2024	\$1,480,000.00

Market Survey Results Kitsap County

41430000260703	8123 Eleanor Pl NE	Bainbridge Island	SFR	06/30/2023	\$1,480,000.00
23260140652002	17660 Fjord Dr NE	Poulsbo	SFR	01/18/2024	\$1,488,000.00
41690000160506	9182 Ferncliff Ave NE	Bainbridge Island	SFR	09/08/2023	\$1,488,000.00
41600000050003	8471 Hansen Rd NE	Bainbridge Island	SFR	06/08/2023	\$1,498,000.00
09220220532001	14511 Uzzell Rd SE	Olalla	SFR	07/05/2023	\$1,499,950.00
54730000490000	22883 Tranquility Pl NE	Kingston	SFR	01/17/2024	\$1,500,000.00
41430000050005	10778 NE Broomgerrie Rd	Bainbridge Island	SFR	06/29/2023	\$1,500,000.00
41350000070003	9055 Nisqually Way NE	Bainbridge Island	SFR	07/24/2023	\$1,500,000.00
50920000060002	6038 Osprey Cir	Bremerton	SFR	10/27/2023	\$1,500,000.00
53950000400004	13235 Millstone Pl NE	Bainbridge Island	SFR	11/27/2023	\$1,520,000.00
28260110162003	17389 Hallman Rd NW	Poulsbo	SFR	06/12/2023	\$1,525,000.00
51520020150004	1116 Alexander Pl	Bainbridge Island	SFR	11/30/2023	\$1,530,000.00
23260140492003	17630 Fjord Dr NE	Poulsbo	SFR	09/07/2023	\$1,543,000.00
27250240642009	268 Lovell Ave SW	Bainbridge Island	SFR	01/17/2024	\$1,545,000.00
43380000370002	3030 NE Wheeler St	Poulsbo	SFR	06/16/2023	\$1,550,000.00
11250221062001	12594 NE Winter View Ln	Bainbridge Island	SFR	11/17/2023	\$1,550,000.00
52450000120000	11208 Pinyon Ave NE	Bainbridge Island	SFR	07/07/2023	\$1,586,000.00
26250210502002	637 Willa Ln NE	Bainbridge Island	SFR	06/30/2023	\$1,595,000.00
41330000210007	6132 NE Old Mill Rd	Bainbridge Island	SFR	09/20/2023	\$1,597,500.00
04260120362005	2942 NW Costa Vida Way	Poulsbo	SFR	03/08/2024	\$1,600,000.00
22280220062006	8932 NE Point No Point Rd	Hansville	SFR	07/20/2023	\$1,600,000.00
53780000100001	8350 NE Sumanee Pl	Bainbridge Island	SFR	07/24/2023	\$1,600,000.00
65150000060009	6411 NE Agate Beach Ln	Bainbridge Island	SFR	06/08/2023	\$1,608,000.00
53600000070006	356 Eakin Dr NW	Bainbridge Island	SFR	06/29/2023	\$1,610,000.00
23260140262000	17940 State Hwy 305 NE	Poulsbo	SFR	11/07/2023	\$1,619,000.00
51520020050006	1114 High School Rd NE	Bainbridge Island	SFR	05/16/2023	\$1,637,000.00
16250230092002	9840 Mandus Olson Rd NE	Bainbridge Island	SFR	06/30/2023	\$1,645,000.00
41550000480108	15671 Point Monroe Dr NE	Bainbridge Island	SFR	05/23/2023	\$1,646,000.00
54530000070004	9514 NE Idel Weis Ct	Bainbridge Island	SFR	05/31/2023	\$1,650,000.00
06260330072004	12962 NE Beach Cove Ln	Kingston	SFR	06/29/2023	\$1,650,000.00
11230210402004	5163 Tom Graham Ln SE	Port Orchard	SFR	09/28/2023	\$1,650,000.00
41780000410108	6527 Fletcher Bay Rd NE	Bainbridge Island	SFR	08/22/2023	\$1,667,000.00
41860020060107	5030 New Sweden Ave NE	Bainbridge Island	SFR	05/15/2023	\$1,675,000.00
56570000040001	122 Duane Ln NW	Bainbridge Island	SFR	06/14/2023	\$1,697,000.00
53110000060007	13370 Bridgestone Ct NE	Bainbridge Island	SFR	02/12/2024	\$1,697,500.00
52530000060007	911 Cherry Ave NE	Bainbridge Island	SFR	10/16/2023	\$1,698,000.00
43850000240108	23712 Jefferson Point Rd NE	Kingston	SFR	01/31/2024	\$1,700,000.00
53130000130006	8954 Trimble Ave NE	Bainbridge Island	SFR	08/14/2023	\$1,750,000.00
51520020100009	1245 High School Rd NE	Bainbridge Island	SFR	12/01/2023	\$1,750,000.00
03240110232005	4321 Naomi St NW	Bremerton	SFR	01/19/2024	\$1,751,000.00
36260110431002	15457 Olympic View Loop Rd NW	Silverdale	SFR	10/12/2023	\$1,756,000.00
08250240492002	11411 Blue Heron Ln NE	Bainbridge Island	SFR	11/06/2023	\$1,777,000.00
41160010040007	11351 NE Wing Point Way	Bainbridge Island	SFR	09/07/2023	\$1,788,000.00
36250130672008	4968 State Hwy 303 NE	Bremerton	SFR	05/15/2023	\$1,800,000.00
35260220282007	10301 NE Lafayette Ave	Bainbridge Island	SFR	05/22/2023	\$1,800,000.00
17250231142003	10160 Battle Point Dr NE	Bainbridge Island	SFR	09/06/2023	\$1,802,000.00
25260140162000	16433 Lemolo Shore Dr NE	Poulsbo	SFR	06/30/2023	\$1,805,000.00
53600000060007	368 Eakin Dr NW	Bainbridge Island	SFR	05/30/2023	\$1,810,000.00
14250221292001	10004 NE Beach Crest Dr	Bainbridge Island	SFR	05/19/2023	\$1,825,000.00
54140000130004	6457 Haley Loop NE	Bainbridge Island	SFR	09/25/2023	\$1,825,000.00
41570000030000	6498 NE Monte Vista Dr	Bainbridge Island	SFR	04/20/2023	\$1,850,000.00
21250240372009	7252 NE High School Rd	Bainbridge Island	SFR	05/26/2023	\$1,858,000.00
54140000180009	6428 Haley Loop NE	Bainbridge Island	SFR	08/15/2023	\$1,865,000.00
17250231122005	5364 Cala Woods Ln NE	Bainbridge Island	SFR	10/16/2023	\$1,874,000.00
26250240092008	11140 NE Wing Point Dr	Bainbridge Island	SFR	07/05/2023	\$1,875,000.00

Market Survey Results Kitsap County

51520010060007	1178 Aaron Ave	Bainbridge Island	SFR	03/26/2024	\$1,878,000.00
43950000010004	10243 Sunrise Pl NE	Bainbridge Island	SFR	11/30/2023	\$1,885,000.00
27260140182006	275 NW Scandia Rd	Poulsbo	SFR	04/24/2023	\$1,887,000.00
41560040060000	10788 NE Manitou Park Blvd	Bainbridge Island	SFR	08/17/2023	\$1,900,000.00
27250230392003	301 Weaver Rd NW	Bainbridge Island	SFR	07/07/2023	\$1,928,000.00
20250230262005	8121 Hansen Rd NE	Bainbridge Island	SFR	01/11/2024	\$1,950,000.00
54070000070001	706 Tiffany Meadows Dr NE	Bainbridge Island	SFR	09/18/2023	\$1,950,000.00
04240220872004	6531 NE Buckskin Ln	Bainbridge Island	SFR	01/10/2024	\$1,973,000.00
54070000080000	700 Tiffany Meadows Dr NE	Bainbridge Island	SFR	05/30/2023	\$1,995,000.00
41550000450200	15667 Point Monroe Dr NE	Bainbridge Island	SFR	06/28/2023	\$1,999,000.00
11250221092008	12627 Kallgren Rd NE	Bainbridge Island	SFR	01/08/2024	\$2,000,000.00
41560010020000	11056 Mountain View Rd NE	Bainbridge Island	SFR	04/14/2023	\$2,000,000.00
44100030020909	13420 Seabeck Hwy NW	Seabeck	SFR	05/18/2023	\$2,000,000.00
05240240602000	3482 Crystal Springs Dr NE	Bainbridge Island	SFR	06/28/2023	\$2,010,000.00
17250240542003	9870 NE Nelson Hill Ln	Bainbridge Island	SFR	06/22/2023	\$2,100,000.00
28250210352000	7732 Westerly Ln NE	Bainbridge Island	SFR	05/30/2023	\$2,130,000.00
02250220922008	9573 NE Sigrids Ct	Bainbridge Island	SFR	06/06/2023	\$2,150,000.00
42090000350208	6705 NE Dapple Ct	Bainbridge Island	SFR	08/16/2023	\$2,150,000.00
41640160010207	3494 Pleasant Beach Dr NE	Bainbridge Island	SFR	08/23/2023	\$2,185,000.00
42850000040202	4497 NE Twin Spits Rd	Hansville	SFR	05/16/2023	\$2,200,000.00
54320000630001	13365 NE Cambridge Crest Way	Bainbridge Island	SFR	09/13/2023	\$2,200,000.00
17250210432003	10770 Arrow Point Dr NE	Bainbridge Island	SFR	06/12/2023	\$2,235,000.00
03250230692004	12855 Dalton Ln NE	Bainbridge Island	SFR	10/27/2023	\$2,300,000.00
35250220942007	9996 NE Ewing St	Bainbridge Island	SFR	07/28/2023	\$2,325,000.00
56690000170002	4839 Rosalind Rd NE	Bainbridge Island	SFR	11/01/2023	\$2,335,000.00
56690000180001	4845 Rosalind Rd NE	Bainbridge Island	SFR	11/01/2023	\$2,345,000.00
33250210642007	7646 NE Opal Ridge Ln	Bainbridge Island	SFR	05/30/2023	\$2,375,000.00
56690000160003	4833 Rosalind Rd NE	Bainbridge Island	SFR	11/01/2023	\$2,375,000.00
44450020170200	14070 Sandy Hook Rd NE	Poulsbo	SFR	11/30/2023	\$2,376,000.00
02270220412008	33220 Eglon Rd NE	Kingston	SFR	07/26/2023	\$2,400,000.00
44450020060203	14200 Sandy Hook Rd NE	Poulsbo	SFR	03/22/2024	\$2,460,000.00
41990000070204	8468 Grand Ave NE	Bainbridge Island	SFR	06/14/2023	\$2,497,300.00
02250240312008	12960 Sunrise Dr NE	Bainbridge Island	SFR	10/05/2023	\$2,500,000.00
56690000190000	4851 Rosalind Rd NE	Bainbridge Island	SFR	11/15/2023	\$2,575,000.00
41380000190006	4476 Rockaway Beach Rd NE	Bainbridge Island	SFR	02/14/2024	\$2,595,000.00
41550000690102	15733 Point Monroe Dr NE	Bainbridge Island	SFR	10/20/2023	\$2,650,000.00
15230240082004	7382 View Park Rd SE	Port Orchard	SFR	07/05/2023	\$2,850,000.00
05240211072001	5940 NE Whitmore Way	Bainbridge Island	SFR	11/09/2023	\$2,863,757.00
41600000120004	8551 Hansen Rd NE	Bainbridge Island	SFR	01/29/2024	\$2,875,000.00
41640040080008	4175 Pleasant Beach Dr NE	Bainbridge Island	SFR	07/21/2023	\$2,900,000.00
08250240702004	11260 Arrow Point Dr NE	Bainbridge Island	SFR	04/12/2023	\$3,000,000.00
50990000180001	10085 Edgcombe Pl NE	Bainbridge Island	SFR	05/08/2023	\$3,098,000.00
11240220072002	10113 NE Kitsap St	Bainbridge Island	SFR	01/17/2024	\$3,100,000.00
41670000660002	15935 Euclid Ave NE	Bainbridge Island	SFR	06/05/2023	\$3,248,000.00
12240230292003	1730 Beans Bight Rd NE	Bainbridge Island	SFR	12/14/2023	\$3,300,000.00
34260220382006	15400 Broom St NE	Bainbridge Island	SFR	05/15/2023	\$3,350,000.00
11250240292001	11416 Logg Rd NE	Bainbridge Island	SFR	06/29/2023	\$3,360,000.00
08240210112003	3080 Point White Dr NE	Bainbridge Island	SFR	11/29/2023	\$3,470,000.00
41920000050104	5416 NE Fletcher Lndg	Bainbridge Island	SFR	06/02/2023	\$3,500,000.00
41670002020106	9278 Allens Cove Ln NE	Bainbridge Island	SFR	06/23/2023	\$4,000,000.00
09250220012001	6969 NE Day Rd W	Bainbridge Island	SFR	08/02/2023	\$4,250,000.00
02250230692005	12921 Sunrise Dr NE	Bainbridge Island	SFR	04/19/2023	\$4,350,000.00
11240210402003	11162 NE Country Club Rd	Bainbridge Island	SFR	12/01/2023	\$4,575,000.00
56950000250000	4455 Explorer Ave	Port Orchard	SFR	06/15/2023	\$4,728,000.00
41110000270205	6964 Wing Point Rd NE	Bainbridge Island	SFR	12/06/2023	\$5,600,000.00

Market Survey Results Kitsap County

04250230492008	12877 Manzanita Rd NE	Bainbridge Island	SFR	09/14/2023	\$5,655,000.00
09250220132007	12671 Manzanita Rd NE	Bainbridge Island	SFR	08/25/2023	\$6,500,000.00
34260240462002	8802 NE Spargur Loop Rd	Bainbridge Island	SFR	05/22/2023	\$7,998,000.00
44780000240007	12269 Arrow Point Loop NE	Bainbridge Island	SFR	09/21/2023	\$8,300,000.00
SFR MEDIAN SALES PRICE: (SALE #1295 OF 2588 TOTAL SALES)		\$520,000	MEDIAN SALES PRICE x 95%:	\$	494,000

All data from Pacific Northwest Title Company/Silverdale Branch via Third-Party Service of Sentry Dynamics, Inc.

Metric: Duplex Closed Sales
 Time Calculation: Monthly
 Data from: 4/1/2023 to 3/31/2024 (Most recent 12-month period for which data is available)
 Segments: Kitsap

Filters
 Kitsap: Duplex Property Sales

KITSAP COUNTY	
Date	Number of Sales
Apr-23	3
May-23	2
Jun-23	2
Jul-23	7
Aug-23	7
Sep-23	2
Oct-23	2
Nov-23	4
Dec-23	2
Jan-24	2
Feb-24	3
Mar-24	5
AVERAGE	3.41666667

Per guidance provided:

If there are fewer than 250 sales per month, a three-month reporting period must be used.

Based on this, CF is using sales data from the most recent 3 months in which we have full data and the volume was less than 250 sales per month. That 3-month time period is January 2024 - March 2024

All data from Pacific Northwest Title Company/Silverdale Branch via Third-Party Service of Sentry Dynamics, Inc.

Parcel ID	Address	City	Property Type	Sold Date	Sold Price
37990070080105	1709 13th St	Bremerton	DUPLEX	1/18/2024	\$210,000.00
37020020010000	142 Oak St	Bremerton	DUPLEX	12/8/2023	\$225,000.00
37460010160201	1527 9th St	Bremerton	DUPLEX	8/18/2023	\$280,000.00
39730020050008	338 Willow St	Bremerton	DUPLEX	8/21/2023	\$293,000.00
39640000130003	4419 Fitz Dr	Bremerton	DUPLEX	8/1/2023	\$302,000.00
37920000170007	1737 Bloomington Ave	Bremerton	DUPLEX	3/6/2024	\$308,000.00
37020020110008	2633 Perry Ave NE	Bremerton	DUPLEX	11/13/2023	\$310,000.00
39650000620002	144 N Cambrian Ave	Bremerton	DUPLEX	7/13/2023	\$369,990.00
39640000580009	1421 Bradley St	Bremerton	DUPLEX	3/18/2024	\$379,000.00
30240240472007	3326 Halverson Ave	Bremerton	DUPLEX	3/22/2024	\$385,000.00
37320030080005	1443 Arnold Ave E	Port Orchard	DUPLEX	3/26/2024	\$390,000.00
37900060070008	1805 Lawrence St	Port Orchard	DUPLEX	6/14/2023	\$400,000.00
12240110712005	522 Farragut Ave N	Port Orchard	DUPLEX	2/2/2024	\$400,000.00
38060030010003	120 S Cambrian Ave	Bremerton	DUPLEX	2/29/2024	\$415,000.00
14240121942003	1012 Walnut St	Bremerton	DUPLEX	5/19/2023	\$430,000.00
48430000020001	3271 SE Goldmaur Ct	Port Orchard	DUPLEX	3/15/2024	\$434,400.00
39670070040006	415 S Constitution Ave	Bremerton	DUPLEX	7/10/2023	\$435,000.00
16240120102003	1736 Houston Ave	Bremerton	DUPLEX	4/10/2023	\$440,000.00
22240110352008	120 N Wycoff Ave	Bremerton	DUPLEX	6/16/2023	\$450,000.00
45380090070908	3385 W Arsenal Way	Bremerton	DUPLEX	9/19/2023	\$450,000.00
29250130242009	115 Acorn St	Bremerton	DUPLEX	1/31/2024	\$450,000.00
37750000320801	1594 Naval Ave	Bremerton	DUPLEX	4/24/2023	\$455,000.00
49970000040003	4296 SE Ness Ln	Port Orchard	DUPLEX	7/28/2023	\$455,000.00
22250120892000	6289 Pine Rd NE	Bremerton	DUPLEX	7/31/2023	\$464,000.00
39650000320009	5315 Beach Dr	Bremerton	DUPLEX	5/19/2023	\$465,000.00
39650000330008	324 Lebo Blvd	Bremerton	DUPLEX	10/31/2023	\$465,000.00
49970000020005	2850 Aegean Ct NE	Bremerton	DUPLEX	8/15/2023	\$475,000.00
40270290010009	328 Lebo Blvd	Bremerton	DUPLEX	8/28/2023	\$480,000.00
49460000720101	7011 Chico Way NW	Bremerton	DUPLEX	2/1/2024	\$480,000.00
1240121152004	2018 11th St	Bremerton	DUPLEX	4/19/2023	\$485,000.00
35250120622006	287 Willow St	Bremerton	DUPLEX	7/3/2023	\$500,000.00
38060040130007	342 Lebo Blvd	Bremerton	DUPLEX	12/12/2023	\$550,000.00
39650000430006	9195 Shadowcrest Ln NW	Bremerton	DUPLEX	7/10/2023	\$557,500.00
37850070080002	5722 Tracyton Blvd NW	Bremerton	DUPLEX	7/20/2023	\$560,000.00
39240000150000	5730 Tracyton Blvd NW	Bremerton	DUPLEX	8/11/2023	\$565,000.00
24250121012002	2040 NE William E Sutton Rd	Bremerton	DUPLEX	11/30/2023	\$585,000.00
40270250160000	1619 Gregory Way	Bremerton	DUPLEX	10/26/2023	\$610,000.00
14260120412006	2001 Brashem Ave	Bremerton	DUPLEX	9/28/2023	\$615,000.00
39650000300001	15 NE Torval Canyon Rd	Poulsbo	DUPLEX	8/18/2023	\$675,000.00
39030000050007	3041 Sanders Ave	Bremerton	DUPLEX	11/28/2023	\$715,000.00
39760290130008	2331 Wheaton Way	Bremerton	DUPLEX	11/3/2023	\$755,000.00
DUPLEX MEDIAN SALES PRICE: (SALE #22 OF 41 TOTAL SALES)			\$450,000	MEDIAN SALES PRICE x 95%:	\$ 427,500

All data from Pacific Northwest Title Company/Silverdale Branch via Third-Party Service of Sentry Dynamics, Inc.

Metric: Duplex Closed Sales
 Time Calculation: Monthly
 Data from: 4/1/2023 to 3/31/2024 (Most recent 12-month period for which data is available)
 Segments: Kitsap

Filters
 Kitsap: Triplex (3-unit) Property Sales

KITSAP COUNTY	
Date	Number of Sales
Apr-23	0
May-23	1
Jun-23	0
Jul-23	0
Aug-23	0
Sep-23	1
Oct-23	0
Nov-23	0
Dec-23	0
Jan-24	0
Feb-24	0
Mar-24	0
AVERAGE	0.16666667

Per guidance provided:

If there are fewer than 250 sales per month, a three-month reporting period must be used.

Based on this, CF is using sales data from the most recent 3 months in which we have full data and the volume was less than 250 sales per month. That 3-month time period is January 2024- March 2024.

All data from Pacific Northwest Title Company/Silverdale Branch via Third-Party Service of Sentry Dynamics, Inc.

Parcel ID	Address	City	Property Type	Sold Date	Sold Price
32240111042002	3590 W Belfair Valle	Bremerton	TRIPLEX	09/29/2023	\$375,000.00
36250130672008	4968 State Hwy 303	Bremerton	TRIPLEX	05/15/2023	\$1,800,000.00
TRIPLEX MEDIAN SALES PRICE: (SALE #2 OF 2 TOTAL SALES)			MEDIAN SALES PRICE x 95%:		
\$ 1,800,000					\$1,710,000

All data from Pacific Northwest Title Company/Silverdale Branch via Third-Party Service of Sentry Dynamics, Inc.

Metric: Duplex Closed Sales
 Time Calculation: Monthly
 Data from: 4/1/2023 to 3/31/2024 (Most recent 12-month period for which data is available)
 Segments: Kitsap

Filters
 Kitsap: Fourplex (4-unit) Property Sales

KITSAP COUNTY	
Date	Number of Sales
Apr-23	1
May-23	2
Jun-23	0
Jul-23	0
Aug-23	0
Sep-23	0
Oct-23	1
Nov-23	2
Dec-23	1
Jan-24	0
Feb-24	2
Mar-24	0
AVERAGE	0.75

Per guidance provided:

If there are fewer than 250 sales per month, a three-month reporting period must be used.

Based on this, CF is using sales data from the most recent 3 months in which we have full data and the volume was less than 250 sales per month. That 3-month time period is January 2024- March 2024

All data from Pacific Northwest Title Company/Silverdale Branch via Third-Party Service of Sentry Dynamics, Inc.

Parcel ID	Address	City	Property Type	Sold Date	Sold Price
30240210212003	4751 SE Horstman Rd	Port Orchard	FOUR-PLEX	11/27/2023	\$735,000.00
37970260080206	1902 6th St	Bremerton	FOUR-PLEX	05/10/2023	\$600,000.00
55220000060002	4414 NW Wedgewood	Bremerton	FOUR-PLEX	12/26/2023	\$640,500.00
37970200070002	1905 9th St	Bremerton	FOUR-PLEX	04/05/2023	\$775,000.00
02230121342001	131 Lippert Dr W	Port Orchard	FOUR-PLEX	11/22/2023	\$829,900.00
40460010010005	502 Kendall St	Port Orchard	FOUR-PLEX	10/05/2023	\$862,500.00
55220000010007	4410 NW Wedgewood	Bremerton	FOUR-PLEX	02/20/2024	\$885,000.00
02230121032008	1970 Sidney Ave	Port Orchard	FOUR-PLEX	05/22/2023	\$920,000.00
22260121272003	18941 Viking Ave NW	Poulsbo	FOUR-PLEX	02/21/2024	\$1,085,000.00
FOURPLEX MEDIAN SALES PRICE: (SALE #5 OF 9 TOTAL SALES)		\$ 829,900	MEDIAN SALES PRICE x 95%:		\$788,405

All data from Pacific Northwest Title Company/Silverdale Branch via Third-Party Service of Sentry Dynamics, Inc.

Kitsap Sun

PART OF THE USA TODAY NETWORK

PO Box 52173, Phoenix, AZ. 85072-2173

PROOF OF PUBLICATION


Kitsap County Block Grant Program
Bonnie Tufts
Kitsap County Block Grant Program
345 6Th ST # 400
Bremerton WA 98337-1869

STATE OF WISCONSIN, COUNTY OF BROWN.

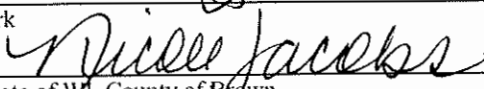
I, being first duly sworn on oath, deposes and says: That I am now, and at all times embraced in the publication herein mentioned was the principal clerk of the printers and publishers of KITSAP SUN; that said newspaper has been approved as a legal newspaper by the order of the Superior Court of the County of Kitsap, in which County it is published and is now and has been for more than 6 months prior to the date of the publication hereinafter referred to, published in the English language continually as a daily newspaper in Bremerton, Kitsap County, Washington, a weekly newspaper in Kitsap County, Washington and is now and during all of the said time, was printed in an office maintained in the aforesaid place of publication of said newspaper; that the following is a true text of an advertisement as it was published in regular issues (and not in supplement form) of said newspaper on the following date(s), to wit: And on

09/15/2023

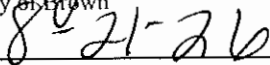
such newspaper was regularly distributed to its subscribers during all of said period.
Subscribed and sworn to before on 09/15/2023



Legal Clerk



Notary, State of WI, County of Brown



My commission expires

Publication Cost: \$70.28

Order No: 9264548

of Copies:

Customer No: 289186

1

PO #:

THIS IS NOT AN INVOICE!

Please do not use this form for payment remittance.

NICOLE JACOBS
Notary Public
State of Wisconsin

**KITSAP COUNTY HUMAN SERVICES
BLOCK GRANT, HOUSING AND HOMELESSNESS AND COMMUNITY INVESTMENT IN AFFORDABLE HOUSING PROGRAMS
KITSAP COORDINATED GRANT APPLICATION PROCESS
2024 FUNDING RECOMMENDATIONS**

This notice begins the 30-day public comment period for the Coordinated Grant Application Process 2024 funding recommendations and Year 4 Action Plan to the 2021 – 2025 Kitsap County/City of Bremerton Consolidated Plan. The Board of County Commissioners (BOCC) will hold a public hearing, review, and take action on the funding recommendations made by the Grant Recommendation Committees for Community Development Block Grant (CDBG), HOME Investment Partnership (HOME) Program, HOME American Rescue Plan (HOME-ARP), Community investments in Affordable Housing (CIAH), Affordable Housing Grant Program (AHGP), and Homeless Housing Grant Program (HHGP) funds. The City of Bremerton will take separate action on the City of Bremerton HOME project. These programs are all administered under the Kitsap County Department of Human Services.

2024 COORDINATED GRANT APPLICATION

A Coordinated Grant Application Process was used for all funding sources and included an online application platform and citizen review committees. Funding for the 2024 Application Cycle was made available through Request for Proposals (RFPs) for Kitsap County and City of Bremerton HOME and HOME-ARP funds and a Notice of Funding Availability (NOFA) for Kitsap County CDBG funds as well as a Request for Proposals and a Notice of Funding Availability for AHGP and HHGP funds and a Request for Proposals (RFP) for CIAH funds. Policy Plans detailing the management and policies for the use of these funds were published in May and made available to prospective applicants. Multiple applications were received, and funding recommendations were made by the Grant Recommendation Committees. The full 2024 Coordinated Grant Application Process funding recommendations are available on the Kitsap County Human Services Coordinated Grant website, link below.

The CDBG and HOME funding recommendations are also included in the Draft Year 4 (2024) Action Plan. This document is available on the Kitsap County Human Services Block Grant Program website, and once finalized, will be submitted to the Department of Housing and Urban Development (HUD).

<https://www.kitsapgov.com/hs/Pages/HH-Coordinated-Grant-Application-Process.aspx>

PUBLIC COMMENT

Kitsap County is seeking written public comment now through October 16, 2023, on the funding recommendations and Draft Action Plan

listed above. Please submit all comments via email to HSGrants@kitsap.gov. Comments can also be sent by mail to 345 6th Street, Suite 400, Bremerton, WA 98337.

A public hearing to review and approve the funding recommendations and action plan will be held during the Kitsap County Board of County Commissioners (BoCC) regularly scheduled meeting on Monday, October 23, 2023, at 5:30pm in the Commissioners Chambers, at the Kitsap County Administrative Building, 619 Division Street, Port Orchard, WA, and online via Zoom. The meeting access link, as well as related materials, will be available to the public prior to the meeting at www.kitsapgov.com by clicking on Commissioner Meeting Agendas and selecting the Board Meeting Date for October 23, 2023. The City of Bremerton will take separate action on the City of Bremerton HOME project at their Bremerton City Council meeting on October 25, 2023, at 5:30pm. This meeting can be accessed via Zoom. Please go to the Bremerton City Council website at www.bremertonwa.gov for more information on accessing the meeting.

The public is encouraged to attend. The meeting location is accessible to those with disabilities.

NOTE: Kitsap County does not discriminate on the basis of disability. Individuals who require accommodations should contact the Commissioners Office at (360) 337-7080 or TDD (360) 337-7275 or 1-800-816-2782. (Please provide five business days notice for interpreter services).

NOTICE OF DISCLOSURE: The Board of County Commissioners (BOCC) is the legislative body of Kitsap County which administers these grant programs. As the legislative body, the BOCC approves the funding wards and the annual CDBG/HOME Action Plan. The BOCC also serves on the Kitsap County Consolidated Housing Authority dba Housing Kitsap Board as provided under state law. Because all three county commissioners sit on the Housing Kitsap board, it is impossible for them to all recuse themselves from approving grant awards. Housing Kitsap submitted applications for the 2024 grant cycle. The BOCC does not receive financial benefit as board members for Housing Kitsap but understand the perceived conflict of interest and therefore appoint citizens to serve on the Grant Recommendation Committee to review Coordinated Grant Applications and make funding recommendations. The BOCC receives the recommendations for consideration and final approval.

SEPTEMBER 15, 2023
#9264548

**KITSAP COORDINATED GRANT APPLICATION PROCESS
2024 FUNDING RECOMMENDATIONS**

This notice begins the 30-day public comment period for the Coordinated Grant Application Process 2024 funding recommendations and Year 4 Action Plan to the 2021 – 2025 Kitsap County/City of Bremerton Consolidated Plan. The Board of County Commissioners (BOCC) will hold a public hearing, review, and take action on the funding recommendations made by the Grant Recommendation Committees for Community Development Block Grant (CDBG), HOME Investment Partnership (HOME) Program, HOME American Rescue Plan (HOME-ARP), Community Investments in Affordable Housing (CIAH), Affordable Housing Grant Program (AHGP), and Homeless Housing Grant Program (HHGP) funds. The City of Bremerton will take separate action on the City of Bremerton HOME project. These programs are all administered under the Kitsap County Department of Human Services.

2024 COORDINATED GRANT APPLICATION

A Coordinated Grant Application Process was used for all funding sources and included an online application platform and citizen review committees. Funding for the 2024 Application Cycle was made available through Request for Proposals (RFPs) for Kitsap County and City of Bremerton HOME and HOME-ARP funds and a Notice of Funding Availability (NOFA) for Kitsap County CDBG funds as well as a Request for Proposals and a Notice of Funding Availability for AHGP and HHGP funds and a Request for Proposals (RFP) for CIAH funds. Policy Plans detailing the management and policies for the use of these funds were published in May and made available to prospective applicants. Multiple applications were received, and funding recommendations were made by the Grant Recommendation Committees. The full 2024 Coordinated Grant Application Process funding recommendations are available on the Kitsap County Human Services Coordinated Grant website, link below.

The CDBG and HOME funding recommendations are also included in the Draft Year 4 (2024) Action Plan. This document is available on the Kitsap County Human Services Block Grant Program website, and once finalized, will be submitted to the Department of Housing and Urban Development (HUD).

<https://www.kitsapgov.com/hs/Pages/HH-Coordinated-Grant-Application-Process.aspx>

PUBLIC COMMENT

Kitsap County is seeking written public comment now through October 16, 2023, on the funding recommendations and Draft Action Plan listed above. Please submit all comments via email to HSGrants@kitsap.gov. Comments can also be sent by mail to 345 6th Street, Suite 400, Bremerton, WA 98337.

A public hearing to review and approve the funding recommendations and action plan will be held during the Kitsap County Board of County Commissioners (BoCC) regularly scheduled meeting on Monday, October 23, 2023, at 5:30pm in the Commissioners Chambers, at the Kitsap County Administrative Building, 619 Division Street, Port Orchard, WA, and online via Zoom. The meeting access link, as well as related materials, will be available to the public prior to the meeting at www.kitsapgov.com by clicking on Commissioner Meeting Agendas and selecting the Board Meeting Date for October 23, 2023. The City of Bremerton will take separate action on the City of Bremerton HOME project at their Bremerton City Council meeting on October 25, 2023, at 5:30pm. This meeting can be accessed via Zoom. Please go to the Bremerton City Council website at www.bremertonwa.gov for more information on accessing the meeting.

The public is encouraged to attend. The meeting location is accessible to those with disabilities.

NOTE: Kitsap County does not discriminate on the basis of disability. Individuals who require accommodations should contact the Commissioners Office at (360) 337-7080 or TDD (360) 337-7275 or 1-800-816-2782. (Please provide five business days notice for interpreter services).

NOTICE OF DISCLOSURE: The Board of County Commissioners (BOCC) is the legislative body of Kitsap County which administers these grant programs. As the legislative body, the BOCC approves the funding wards and the annual CDBG/HOME Actin Plan. The BOCC also serves on the Kitsap County Consolidated Housing Authority dba Housing Kitsap Board as provided under state law. Because all three county commissioners sit on the Housing Kitsap board, it is impossible for them to all recuse themselves from approving grant awards. Housing Kitsap submitted applications for the 2024 grant cycle. The BOCC does not receive financial benefit as board members for Housing Kitsap but understand the perceived conflict of interest and therefore appoint citizens to serve on the Grant Recommendation Committee to review Coordinated Grant Applications and make funding recommendations. The BOCC receives the recommendations for consideration and final approval.

Date of publication: **Friday September 15, 2023**