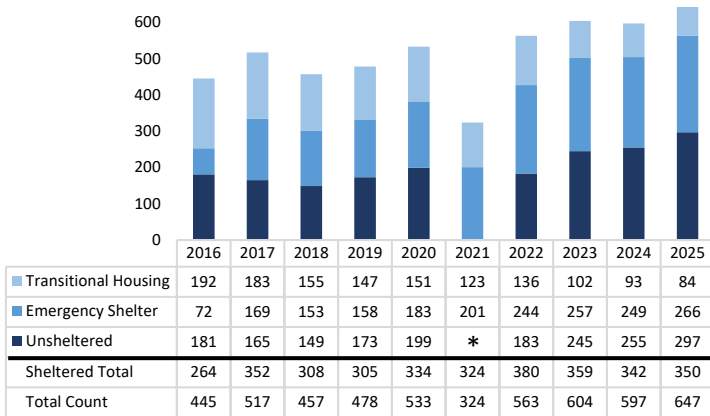


# 2025 Kitsap County Point in Time Count Overview – Preliminary Data

The "Point in Time" count is an annual survey that gathers information about people experiencing homelessness during a 24-hour period at the end of January. This survey provides critical information regarding the scope and nature of homelessness in our community and can impact funding for homeless housing and services. Because participating in the survey is voluntary, and relies on volunteers finding people experiencing homelessness, it is considered to be an undercount of the actual number of people experiencing homelessness. Participants are surveyed in a number of locations throughout the county including the Project Connect Resource Fairs<sup>[1]</sup>, food banks/meal sites, in encampments, and on the streets.

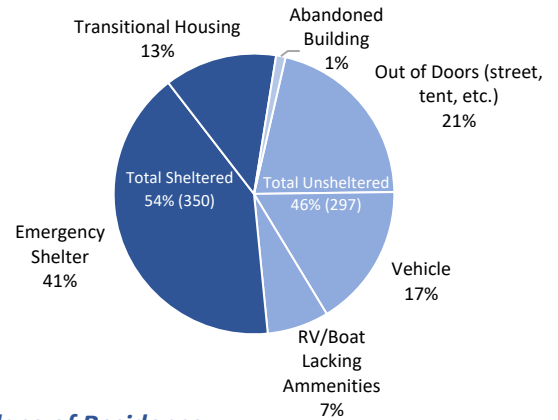
## Increasing Numbers of Unsheltered Individuals

The 2025 count of 297 unsheltered individuals indicates a 16% increase from 2024 and a 19% increase from the average of 250 individuals in the prior 2 years. Note that additional shelter beds were in operation from 2021-2025. The unsheltered count was not performed in 2021 due to the COVID-19 pandemic\*.



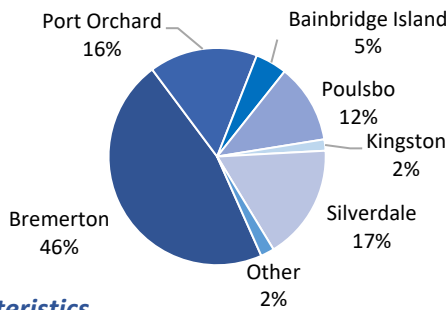
## Defining Sheltered vs. Unsheltered

For the purposes of this survey, information is collected on sheltered (in emergency shelter or transitional housing) vs. unsheltered homelessness. In the 2025 count, 297 people said they were unsheltered. The majority of those who were unsheltered indicated they lived outside in places not meant for human habitation.



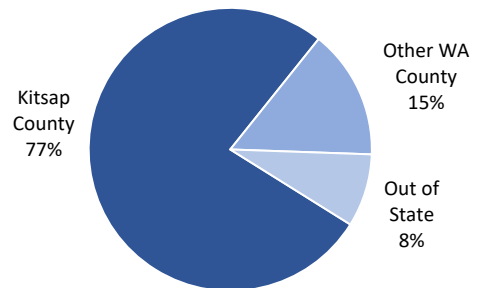
## Current City

Efforts were made to survey widely across Kitsap County where households experiencing homelessness were anticipated to be encountered. Participants experiencing unsheltered homelessness (254 households, 297 individuals) were surveyed in the following locations throughout the county.



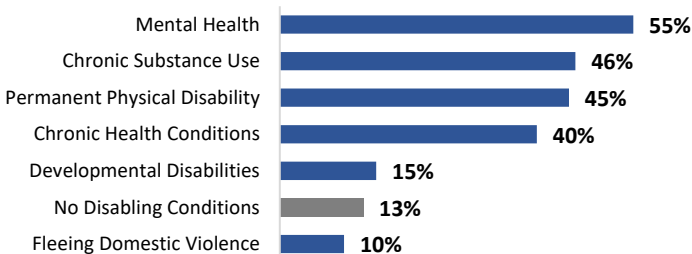
## Last Place of Residence

Surveys also collected information about the last city of permanent residence, and 43% of unsheltered households provided this data. 85 (77%) of those households previously had stable housing in Kitsap County.



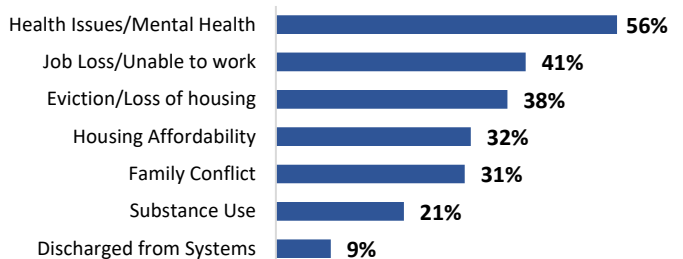
## Characteristics

When asked about various personal characteristics, 164 unsheltered heads of households (65%) responded. The most common response from survey participants was that they experienced challenges related to mental health, followed by chronic substance use, permanent disability, and chronic health conditions.



## Causes of Homelessness

When asked about the specific cause (or causes) of homelessness, 146 unsheltered households (57%) responded. The most common responses were health issues (disability, illness, mental health), and economic issues (loss of job, unable to work, eviction, and housing affordability).



[1] In 2025 the Project Connect Community Resource fairs were hosted at the Salvation Army in Bremerton, newLife Training & Events Center Silverdale, and at the United Methodist Church in Port Orchard.

