

## Washington Maintenance Rodeo

### Rules

1. Contestants must be enrolled in both days of the Washington Maintenance Conference and must have attended 3 trainings each day to qualify (attendance will be taken).
2. Contestants must follow safety protocol. A strict adherence to safety is a must and any contestant that engages in dangerous operations of a piece of equipment or horseplay will be disqualified from the competition and all points forfeited. Each of the judges overseeing the equipment events will have whistles that will be used to control the events and maintain safety. All contestants upon hearing a whistle will be required to immediately stop the operation of the equipment and await instructions from the judge.
3. All contestants who compete in the truck and trailer obstacle course must have a valid Washington State driver's license.
4. Spectators must remain in designated safety locations at all times and may not assist contestants in any manner other than cheering for them.
5. Judges decision is final.
6. Scoring will be as follows:
  - a. 5 points for 1<sup>st</sup> place
  - b. 4 points for 2<sup>nd</sup> place
  - c. 3 points for 3<sup>rd</sup> place
  - d. 2 points for 4<sup>th</sup> place
  - e. 1 point for 5<sup>th</sup> place.

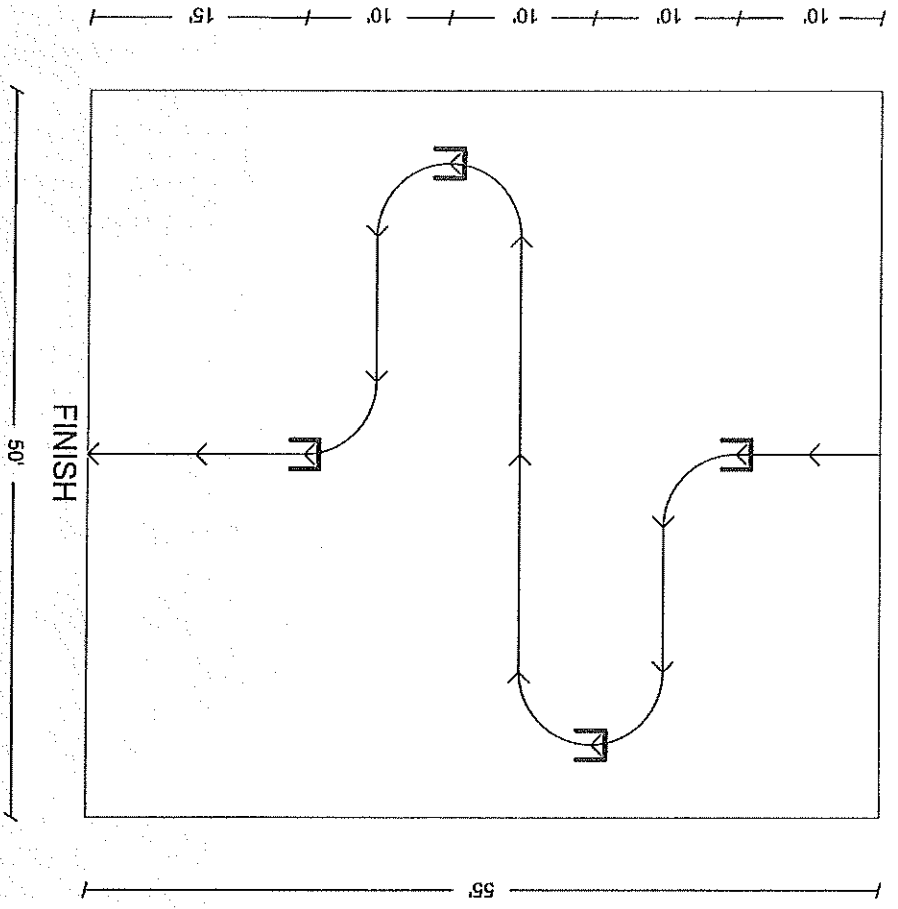
Awards will be given for the first three places.

7. The team that accrues the most points during the competition will be declared the State Champion. Awards will be given to the second and third place overall as well.
8. If a top three tie exists at the end of the competition, the Chairman of the committee will randomly draw a card with the name of one of the events in the competition. The tied teams will compete in that one category to break the tie. The winner of that competition takes that spot and the other team will take the next spot down.

## Backpack Blower Obstacle Course

The object is to use air from a back pack blower to guide a tennis ball through obstacles in the quickest time.

- Procedure:
  - The contestant will enter the safety area and dress in safety equipment (hearing protection).
  - The Contestant will start the blower or use one that has already been started
  - The contestant will put the back pack blower on
  - The contestant moves to the starting line where a ball has been placed and begins to move the ball through the course.
  - The timer begins when the contestant first moves the ball
  - The ball must pass through all openings and take the correct course in the direction and order indicated. If an opening is missed or the ball goes off course, the contestant may guide (with Backpack blower air, not using hands) the ball back to the spot of the foul and continue.
  - Time stops when the ball crosses the finish line
- Equipment:
  - Backpack blower must be worn/used as described in the owner's manual
  - Hearing protection must be worn
  - The backpack blower may not be started while on the contestant's back
  - No additional attachments will be allowed other than what is already on the backpack blower.
- Scoring:
  - The fastest elapsed time wins
- Penalties:
  - Disqualification for touching the ball by contestant or equipment



# BACKPACK BLOWER COURSE

## Plant and Weed Identification

The object of this contest is to correctly identify the most plants provided by Dana Coggon, WSU Noxious Weed Coordinator, in 15 minutes

- Each contestant will be given a packet that contains pictures of plants, a pencil, and a clip board.
- Contestant will take these items to a lone table and complete the identification of as many as possible within a 15 minute block of time.
- Judge will start the clock when the packet is opened.
- No discussion will be allowed during the test.
- The contestant will write down the common name for each plant on the line provided, matching number on picture to number on test score sheet. Neatness is a must so we can read handwriting.
- The contestant will write down the scientific name of the plant on the line provided, matching number on picture to number on test score sheet. Neatness is a must so we can read handwriting.
- When finished (either completed test or time ran out), contestant will turn in clip board, answer sheet, packet and pencil to judge.
- Contestant will leave testing area after turning in test and not discuss the test with anyone until the end of the competition.

### Scoring:

- 10 points will be awarded for each common name correctly identified.
- 10 points will be awarded for each scientific name correctly identified.
- Note: minor spelling errors will be overlooked, however, if spelling errors or handwriting are such that the judges cannot readily identify the answer it will be marked incorrect. In the event of a tie, correct spelling will count as the tie breaker.

## Nail Driving Contest Rules

The object is to use the fewest number of strikes to drive the nail fully into the wood – flat head with no lift.

- A 24 ounce framing hammer will be used to drive a 20d bright common nail into a 2x6 plank.
- Procedure:
  - Contestants will enter the safety area and dress in safety equipment provided (a face shield)
  - The contestant will pick up a nail, place it on the board with the head up and tip down, and using the 24 ounce framing hammer, the contestant will strike the nail as many times as it takes to bury the head of the nail into the piece of wood.
  - Every touch of the hammer to the nail or the wood (in case of a miss) counts as a strike
  - The contestant isn't allowed to touch the nail with his/her hand once the first swing has been taken. They may however touch the board.
  - The contestant may either stand with the board on a table, or kneel with the board on the floor.
  - A contestant will not be allowed to start over if they bend the nail.
  - Only fully driven nails count.
  - Practice taps at the beginning count towards the strike if they touch the nail or board.

## Truck & Trailer Course

- This event consists of a team of two people; a driver and a backup guide
- The course setup consists of one truck and trailer stall
- One pickup truck and one Trailer
- The object is to
  - Remove wheel chocks and put them on the trailer
  - Pull out and complete the course and back the truck and trailer into the original start position and chock the wheels.
- Challenges- The object of the tennis ball is to force contestants to operate the vehicle in a very careful and deliberate manner to maximize safety even though this is a timed event.
- Penalties will be assessed for each tennis ball knocked from its perch.
  - Thirteen cones will be placed along the sides and back of the stall exactly 6 inches from the widest point of the trailer (typically the fender wells) with a tennis ball balanced on top.
  - A traffic cone will be placed in the center of the trailer with a tennis ball balanced in top.
- Procedure: Seat belts must be worn at all times when the vehicle is in motion, failure to do so will result in disqualification.
  - Guide
    - When the whistle blows to start the event, the guide must remove his seat belt, exit the truck, remove the chocks, get in the truck, fasten his seatbelt and remain in the truck until the driver has come to a complete stop and is ready to begin backing up into the stall.
    - The backup guide will be allowed out of the truck only when the truck and trailer is within 8 feet of the stall (there will be an indicator stripe 8 feet in front of the stall for this purpose).
    - When the guide stops the driver in the stall he/she shall replace the wheel chocks to complete the run.
  - Driver
    - The driver must stay in the vehicle at all times.
    - The truck and trailer must be backed into the stall to a depth in which the front of the bumper of the truck clears the base of the front of the cone. This will leave the rear of the trailer 2 feet from the rear of the cone.
    - The driver can then choose to go for the bonus points by attempting to pull within 6 inches of the rear of the cone without touching it.
- Timing
  - Time starts when the judge blows the whistle and ends when the truck and trailer are returned to the starting position, the transmission placed in park, the engine is turned off, and the wheels are chocked.
  - Time limit for this event is 3 minutes.

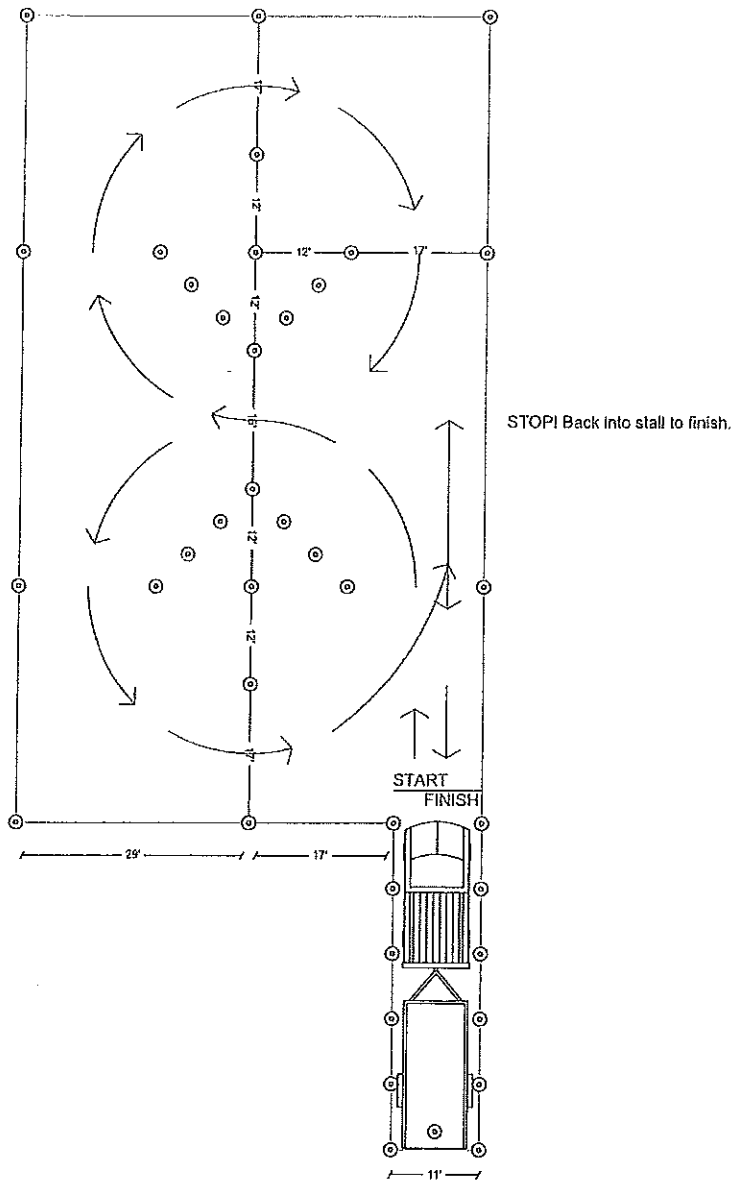
### Scoring

- Total time from start to finish in seconds.

- For a bonus subtract 30 seconds for a perfect run in which no tennis balls were knocked off a stall stanchion, also subtract 30 seconds for getting the trailer within 6 inches of the back stanchion without touching it.
- Team with the lowest final time is the winner.

## Penalties

1. Add 30- second penalty for each tennis ball knocked off a stall stanchion.
2. Add 60- second penalty for knocking off trailer tennis ball.
3. Disqualification for spinning tires on truck.
4. Disqualification for not wearing seatbelt when vehicle is in motion.



TRUCK/TRAILER COURSE

## Zero Turn Mower Obstacle Course Rules

- The object is to
  - Follow the directions given, circling the obstacles to the operator's left on the way down to the table which is to be circled clockwise and circling the obstacles to the operators right on the return.
  - Conclude pulling headfirst into the parking stall on the operators left and backing out and returning mower to the start position.
- Seat belts must be worn at all times when the mower is in motion, failure to do so will result in disqualification.
- Challenges
  - Tennis balls will be placed on the top of the cones to help judges determines when the contestant has struck a cone.
  - The judges will attempt to reset any tennis balls that are knocked off during a run.
  - If they cannot reset the ball during the run, judges will monitor the cone for further contact and assess penalties as needed.
  - The cones on the outside perimeter of the course are considered "out of bounds indicators" and a 30 second penalty will be assessed for every ball knocked off.
  - A ball will also be placed on the top of a coffee can on top of the table. If this ball falls off the can that will indicate that the contestant has "run over" the table and he/she will be disqualified.
  - Trash cans will be placed upside down in the center of the course. Tennis balls will be placed on a PVC fitting on top of each barrel to serve as a "contact" indicator. If a tennis ball is knocked of a PVC fitting, it will count as a 60 second penalty.
  - Dimensions for the obstacles will be 5" per side wider than the widest point of the widest mower used.
- Timing
  - Time will start at the whistle and will end when the operator sets the parking brake and turns the machine off.

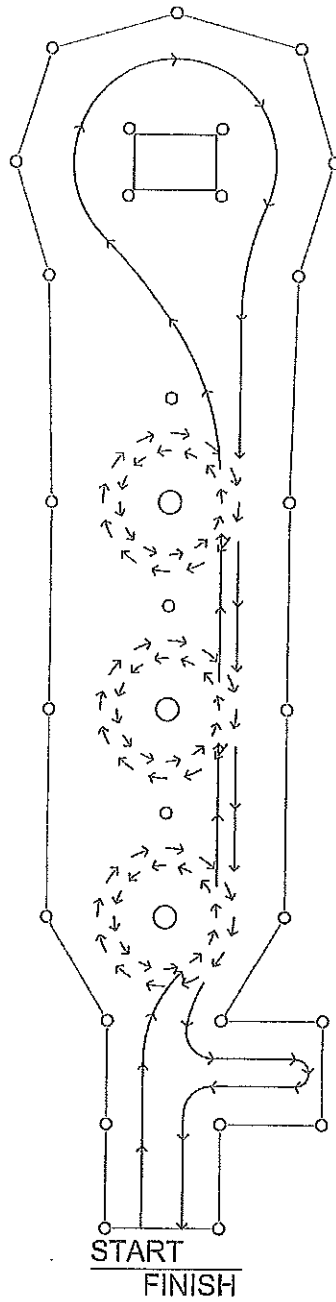
### Scoring

- Total elapsed time from start to finish in seconds.
- For a bonus, subtract 30 seconds for a perfect run in which no cones or obstacles are hit; add any penalty time to determine final adjusted time score.
- Person with fastest final time is the winner.

### Penalties

- Add 30 second penalty for each tennis ball knocked off a "out of bounds" cone.
- Add 60 second penalty for "contacting" an obstacle.
- Disqualification for not following prescribed course in the directions indicated.
- Disqualification for running over cones or obstacles. This will be determined by knocking the ball off the can on the table, knocking over a trashcan, or knocking over or driving over a cone.





# ZTR OBSTACLE COURSE

CONES SET 10" WIDER THAN MOWING DECK WITH CHUTE